


2013



نیپا

نیپا

نیپا

2013

CABLOFIL®

Торговая
марка Группы



CABLOFIL®

INNOVATORS IN CABLE MANAGEMENT



БЕЗВИНТОВОЕ КРЕПЛЕНИЕ
FIXING WITHOUT NUTS AND BOLTS
FIXATION SANS VISSERIE
БЕЗВИНТОВЕ КРИПЛЕННЯ
БҰРАНДАСЫЗ БЕКІТКІШ



ВИНТОВОЕ КРЕПЛЕНИЕ
FIXING WITH NUTS AND BOLTS
ASSEMBLAGE AVEC VISSERIE
ГВИНТОВЕ КРИПЛЕННЯ
БҰРАНДАЛЫ БЕКІТКІШ



БЫСТРЫЙ МОНТАЖ
FAST ASSEMBLING
RAPIDITÉ DE POSE
ШВИДКИЙ МОНТАЖ
ЖЫЛДАМ МОНТАЖ



ЗАПАТЕНТОВАННАЯ БЫСТРАЯ СИСТЕМА
PATENTED FAST ASSEMBLING SYSTEM
FIXATION SANS VISSERIE BREVETÉE
ЗАПАТЕНТОВАНА ШВИДКА СИСТЕМА
ПАТЕНТТЕЛГЕН ЖЫЛДАМ ЖҮЙЕ



ЗАПАТЕНТОВАННЫЙ
PATENTED
BREVETÉ
ЗАПАТЕНТОВАНИЙ
ПАТЕНТТЕЛГЕН



ЗАПАТЕНТОВАННЫЙ
БЕЗОПАСНЫЙ КРАЙ
PATENTED SAFETY EDGE
BORD SÉCURITÉ BREVETÉ
ЗАПАТЕНТОВАНИЙ
БЕЗПЕЧНИЙ КРАЙ
ПАТЕНТТЕЛГЕН
ҚАУІПСІЗ ҚЫРЫ

P2000 P1500

2-Х МЕТРОВЫЙ ПРОЛЕТ
С МАКСИМАЛЬНЫМ НАПОЛНЕНИЕМ
A GUARANTEED 2 METRE SPAN
WITH A MAXIMUM FILL
PORTÉE GARANTIE DE 2 M
A REMPLISSAGE MAXIMUM
2-Х МЕТРОВИЙ ПРОЛІТ
ІЗ МАКСИМАЛЬНИМ НАПОВНЕННЯМ
МАКСИМАЛДЫ ТОЛҒАН 2 МЕТРЛІК
АРАЛЫҚ



CEI 61.537

НЕПРЕРЫВНОСТЬ
ЭЛЕКТРИЧЕСКОЙ ЦЕПИ
В СООТВЕТСТВИИ С НОРМАМИ
ELECTRICAL CONTINUITY
ACCORDING
CONTINUITÉ ÉLECTRIQUE
CONFORME
БЕЗПЕРЕРВНІСТЬ
ЕЛЕКТРИЧНОГО ЛАНЦҮГА
ВІДПОВІДНО ДО НОРМ
НОРМАҒА СӘЙКЕС
ЭЛЕКТР ШЫНЖЫРЫНЫҢ
ҮЗІЛІССІЗДІГІ



ШИРИНА
WIDTH
LARGEUR
ШИРИНА
ЕНІ



ДЛИНА
LENGTH
LONGUEUR
ДОВЖИНА
ҰЗЫНДЫҚ



ВЫСОТА
HEIGHT
HAUTEUR
ВИСОТА
БИІКТІК



ВЕС
WEIGHT
POIDS
БАҒА
САЛМАҚ



CEI 61.537 NORM

ДОПУСТИМАЯ БЕЗОПАСНАЯ НАГРУЗКА В DAN
PRACTICAL SAFETY LOAD IN DAN
CHARGE PRATIQUE DE SECURITE EN DAN
ДОПУСТИМА БЕЗПЕЧНЕ НАВАНТАЖЕННЯ В DAN
DAN-МЕН РҰҚСАТ ЕТІЛГЕН ҚАУІПСІЗ
ЖҮКТЕМЕ




МОМЕНТ
COUPLE
COUPLE
МОМЕНТ
МОМЕНТ



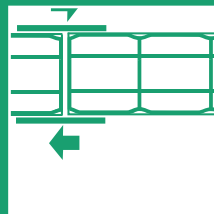
BEST OF

Продукция
The Range
La Gamme
Продукція
Өнім




10

Соединители
Couplers
Eclissages
З'єднувачі
Біріктіргіштер



24

Настенный монтаж
Wall mounting
Pose murale
Настінний монтаж
Қабырға монтажы




34

Крепление к потолку
Ceiling mounting
Pose au plafond
Кріплення до стелі
Төбеге арналған бекітпе



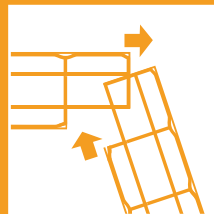
52

Другие виды монтажа
Other mountings
Poses diverses
Інші види монтажу
Монтаждың басқа түрлері



74

Установка кабельных лотков
Cable tray installation
Mise en oeuvre
Встановлення
кабельних лотків
Кабель тартпаларын орнату





94

Крепёжные изделия
Nuts and bolts
Visserie
Вироби для кріплення
Бекіту бұйымдары




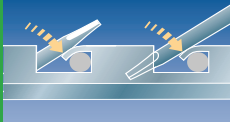
112





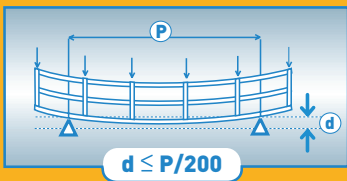



FASL^{OT}
FAST ASSEMBLY SYSTEM





P1500
P2000





GS
NF/EN 10 327

Холодная
оцинковка
зендзимир

Continuous
galvanization
before
manufacturing

Galvanisation
en continu

Безперервна
гальванізації
до виготовлення

Зендзимир
суық мырыштау

EZ
ISO 20-81/82
NF/EN 12-329
DIN 50961

Электролити-
ческая
оцинковка

Electrozinc

Zingage
électrolytique
après
fabrication

Електролітична
оцинковка

Электролітті
мырыштау

GC
NF/EN/ISO 1461
DIN 50976

Горячая
оцинковка

Hot dip
Galvanisation

Galvanisation
à chaud après
fabrication

Гаряча
оцинковка

Ыстық
мырыштау

DC
GEOMET®

Защитное
цинковое
и алюминиевое
покрытие

Zinc aluminium
protection

Protection zinc /
aluminium

Захисне
цинкове
та алюмінієве
покриття

Мырышты
және алюминді
қорғаныс
жабындысы

304L
NF/EN 10-088-2

Нержавеющая
сталь 304L

Stainless steel
304L

Acier
inoxydable
304L

Нержавіюча
сталь 304L

Тот баспайтын
болат 304L

316L
NF/EN 10-088-2

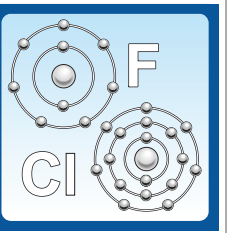

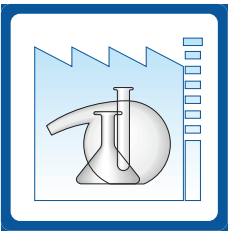
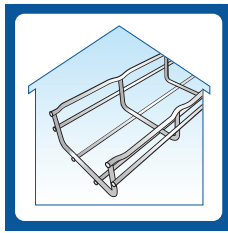
Нержавеющая
сталь 316L

Stainless steel
316L

Acier
inoxydable
316L

Нержавіюча
сталь 316L


Тот баспайтын
болат 316L



Рекомендовано
Recommended
Recomendado
Рекомендовано
Ұсынылған



Возможно
Possible
Possibile
Можливо
Мүмкин



Продукция

The Range

La Gamme

Продукція

Енім



FCF 54 FASCLIC
PCF 54 AUTOCLIC

12



CFC

18



CF 54

13



HDF 105

19



CF 105
CF 30

14



CFG
UF 30

20



CF 80
CF 150

16




TXF 35
G-MINI

21



CTR

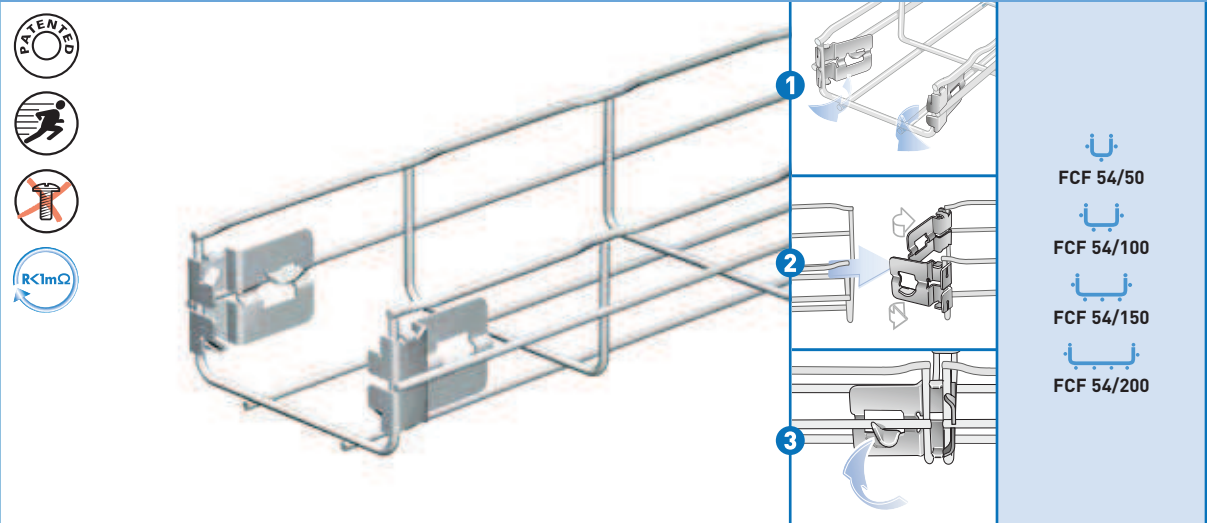
17



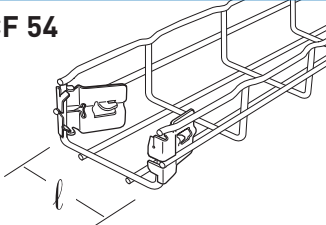


COT
CVN
CP


22



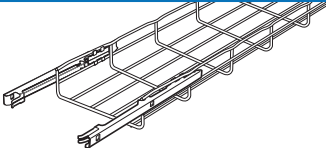
FCF 54 – FASCLIC  **54 MM**  **50 → 200 MM**  **3 M**




FCF 54	 MM	 KG KG/M	EZ	GC	304L	316L	
	FCF 54/50	50	0,64	CM 081 061	-	CM 081 068	CM 081 064
	FCF 54/100	100	0,79	CM 081 071	-	CM 081 078	CM 081 074
	FCF 54/150	150	1,06	CM 081 081	-	CM 081 088	CM 081 084
	FCF 54/200	200	1,35	CM 081 091	-	CM 081 098	CM 081 094










PCF 54 – AUTOCLIC  **54 MM**  **50 → 600 MM**  **3 M**



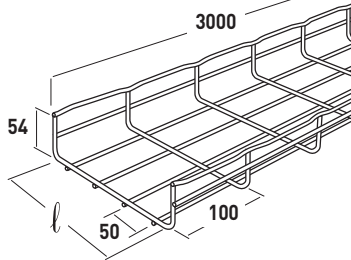
PCF 54	 MM	 KG KG/M	EZ	GC	304L	316L	
	PCF 54/50	50	0,7	CM 080 061	CM 080 063	-	-
	PCF 54/100	100	0,8	CM 080 071	CM 080 073	-	-
	PCF 54/150	150	1,1	CM 080 081	CM 080 083	-	-
	PCF 54/200	200	1,4	CM 080 091	CM 080 093	-	-
	PCF 54/300	300	2,3	CM 080 101	CM 080 103	-	-
	PCF 54/400	400	3,2	CM 080 201	CM 080 203	-	-
	PCF 54/450	450	3,3	-	-	-	-
	PCF 54/500	500	3,5	CM 080 301	CM 080 303	-	-
	PCF 54/600	600	4,0	CM 080 401	CM 080 403	-	-

CF 54  54 MM  50 → 600 MM  3 M





-  CF 54/50
-  CF 54/100
-  CF 54/150
-  CF 54/200
-  CF 54/300
-  CF 54/400
-  CF 54/450
-  CF 54/500
-  CF 54/600

CF 54

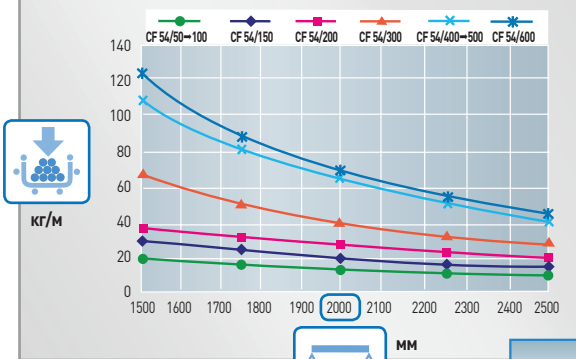


(MM)

	 l MM	 KG KG/M	EZ	GC	304L	316L
CF 54/50	50	0,61	CM 000 061	CM 000 063	CM 000 068	CM 000 064
CF 54/100	100	0,76	CM 000 071	CM 000 073	CM 000 078	CM 000 074
CF 54/150	150	1,01	CM 000 081	CM 000 083	CM 000 088	CM 000 084
CF 54/200	200	1,32	CM 000 091	CM 000 093	CM 000 098	CM 000 094
CF 54/300	300	1,99	CM 000 101	CM 000 103	CM 000 108	CM 000 104
CF 54/400	400	2,97	CM 000 201	CM 000 203	CM 000 208	CM 000 204
CF 54/450	450	3,17	CM 000 251	CM 000 253	-	-
CF 54/500	500	3,37	CM 000 301	CM 000 303	CM 000 308	CM 000 304
CF 54/600	600	3,79	CM 000 401	CM 000 403	CM 000 408	CM 000 404

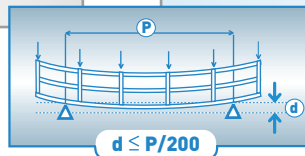
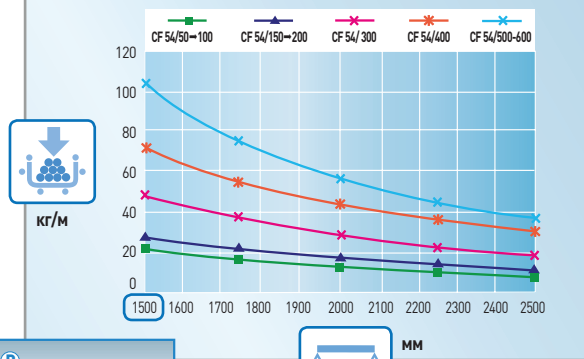
EZ - GC

P2000

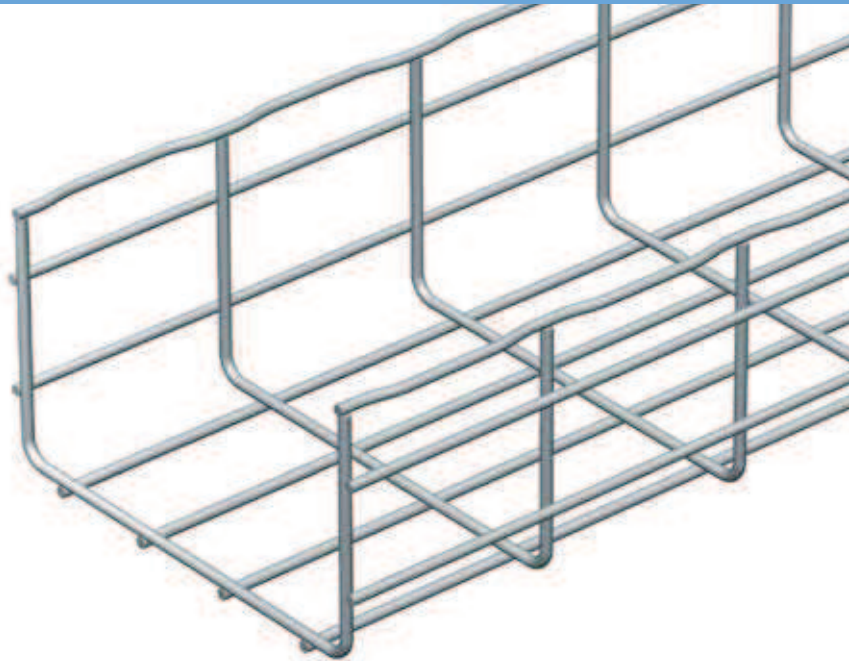










304L - 316L

P1500

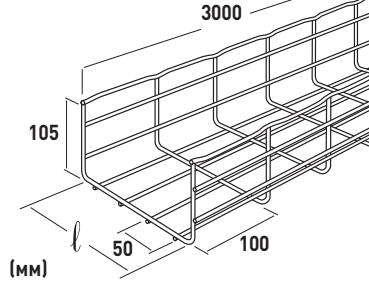


CF 105  105 MM  100 → 600 MM  3 M



-  CF105/100
-  CF105/150
-  CF105/200
-  CF105/300
-  CF105/400
-  CF105/450
-  CF105/500
-  CF105/600

CF 105



- CF 105/100
- CF 105/150
- CF 105/200
- CF 105/300
- CF 105/400
- CF 105/450
- CF 105/500
- CF 105/600

 MM

 KG/M

EZ

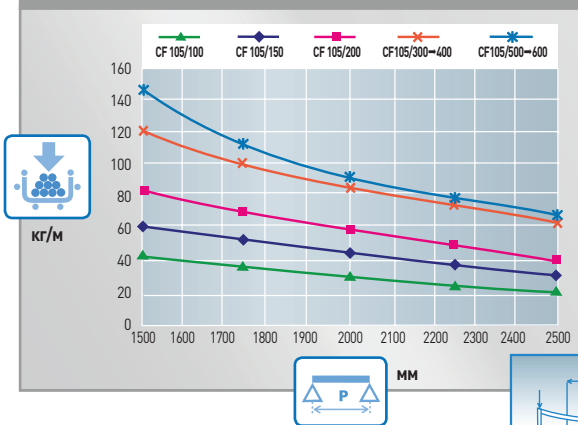
GC

304L

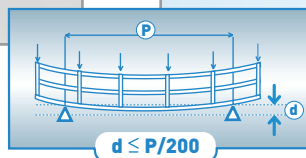
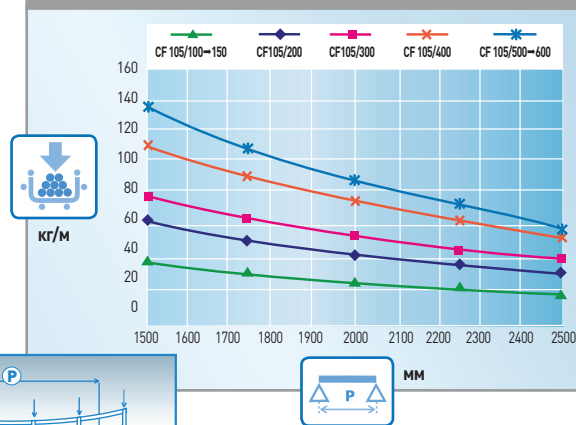
316L

CF 105	MM	KG/M	EZ	GC	304L	316L
CF 105/100	100	1,32	CM 000 891	CM 000 893	CM 000 898	CM 000 894
CF 105/150	150	1,69	CM 000 901	CM 000 903	CM 000 908	CM 000 904
CF 105/200	200	1,99	CM 000 911	CM 000 913	CM 000 918	CM 000 914
CF 105/300	300	2,96	CM 000 921	CM 000 923	CM 000 928	CM 000 924
CF 105/400	400	3,37	CM 000 931	CM 000 933	CM 000 938	CM 000 934
CF 105/450	450	3,60	CM 001 931	-	-	-
CF 105/500	500	3,78	CM 000 941	CM 000 943	CM 000 948	CM 000 944
CF 105/600	600	4,19	CM 001 031	CM 001 033	CM 001 038	CM 001 034

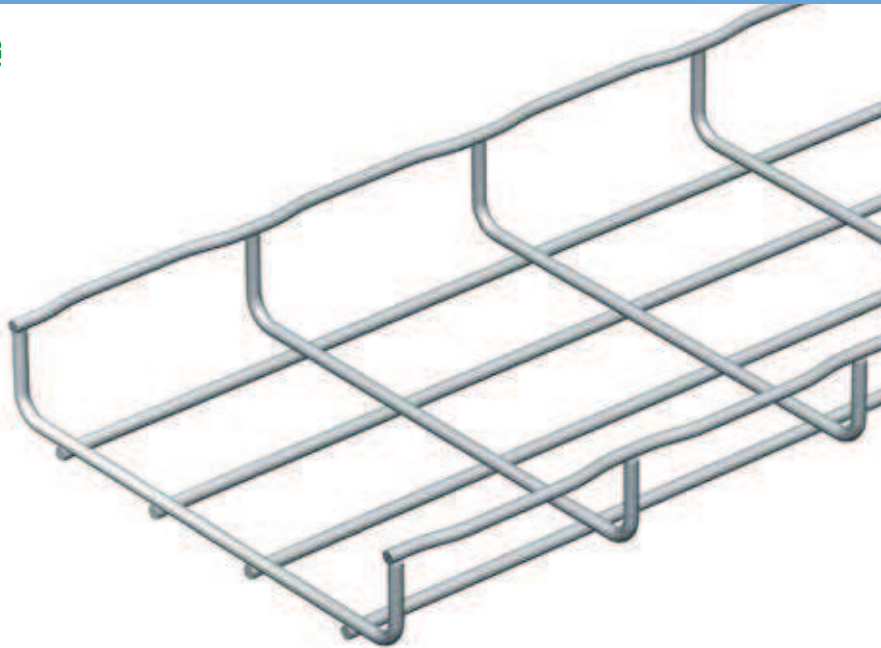
EZ - GC












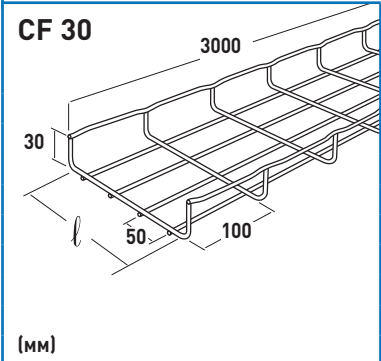
304L - 316L





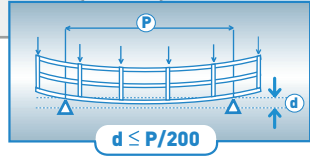
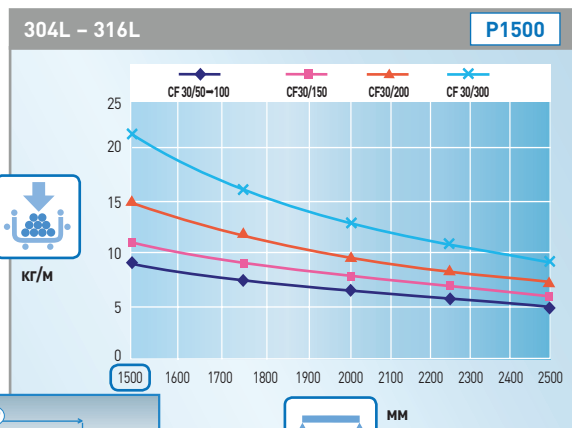
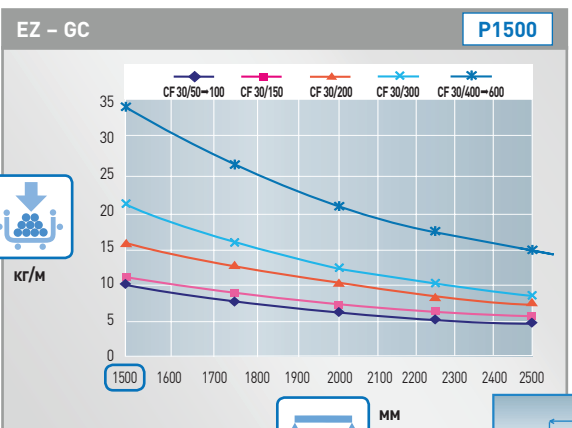
CF 30  30 MM  50 → 600 MM  3 M




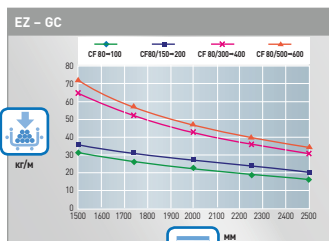
-  CF30/50
-  CF30/100
-  CF30/150
-  CF30/200
-  CF30/300
-  CF30/400
-  CF30/450
-  CF30/500
-  CF30/600



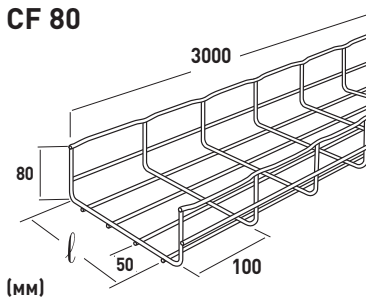
	 MM	 KG/M	EZ	GC	304L	316L
CF 30/50*	50	0,38	CM 000 011	CM 000 013	CM 000 018	CM 000 014
CF 30/100	100	0,52	CM 000 021	CM 000 023	CM 000 028	CM 000 024
CF 30/150	150	0,67	CM 000 031	CM 000 033	CM 000 038	CM 000 034
CF 30/200	200	0,92	CM 000 041	CM 000 043	CM 000 048	CM 000 044
CF 30/300	300	1,37	CM 000 051	CM 000 053	CM 000 058	CM 000 054
CF 30/400	400	2,30	CM 000 801	-	-	-
CF 30/450	450	2,40	CM 000 831	-	-	-
CF 30/500	500	2,60	CM 000 811	-	-	-
CF 30/600	600	3,00	CM 000 851	-	-	-



CF 80  **80 MM**  **100 → 500 MM**  **3 M**


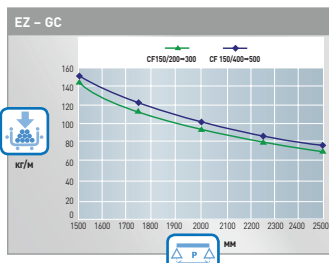


CF 80

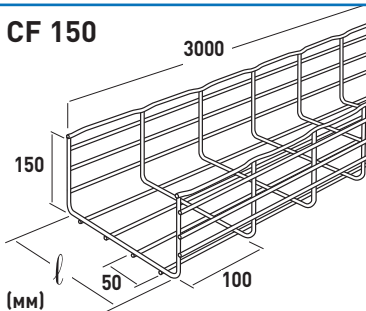


	l MM	KG KG/M	EZ	GC	304L	316L
CF 80/100	100	0,90	CM 800 101	CM 800 103	-	-
CF 80/200	200	1,50	CM 800 201	CM 800 203	-	-
CF 80/300	300	2,30	CM 800 301	CM 800 303	-	-
CF 80/400	400	2,60	CM 800 401	CM 800 403	-	-
CF 80/500	500	2,90	CM 800 501	CM 800 503	-	-

CF 150  **150 MM**  **200 → 500 MM**  **3 M**




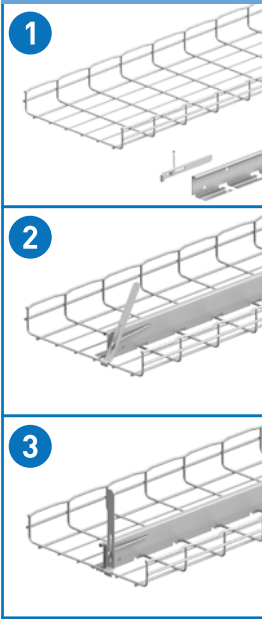
CF 150



	l MM	KG KG/M	EZ	GC	304L	316L
CF 150/200	200	3,10	CM 000 951	CM 000 953	-	-
CF 150/300	300	3,50	CM 000 961	CM 000 963	-	-
CF 150/400	400	3,90	CM 000 971	CM 000 973	-	-
CF 150/450	450	4,10	CM 001 011	CM 001 013	-	-
CF 150/500	500	4,40	CM 001 021	CM 001 023	-	-



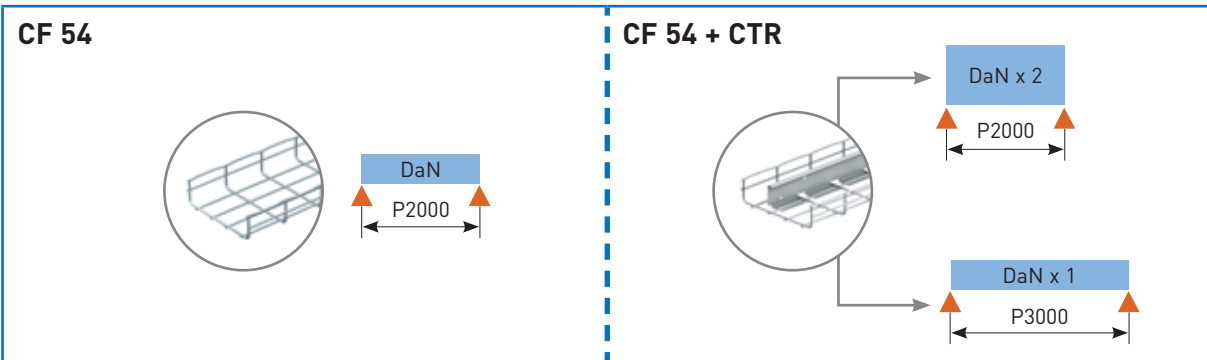
CTR **54 mm** **50 → 600 mm** **3 m**



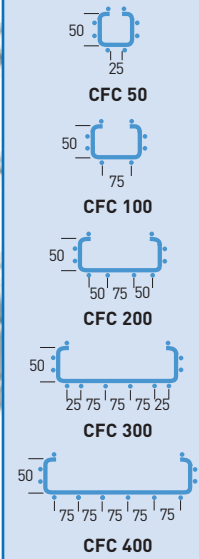
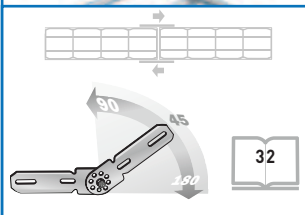
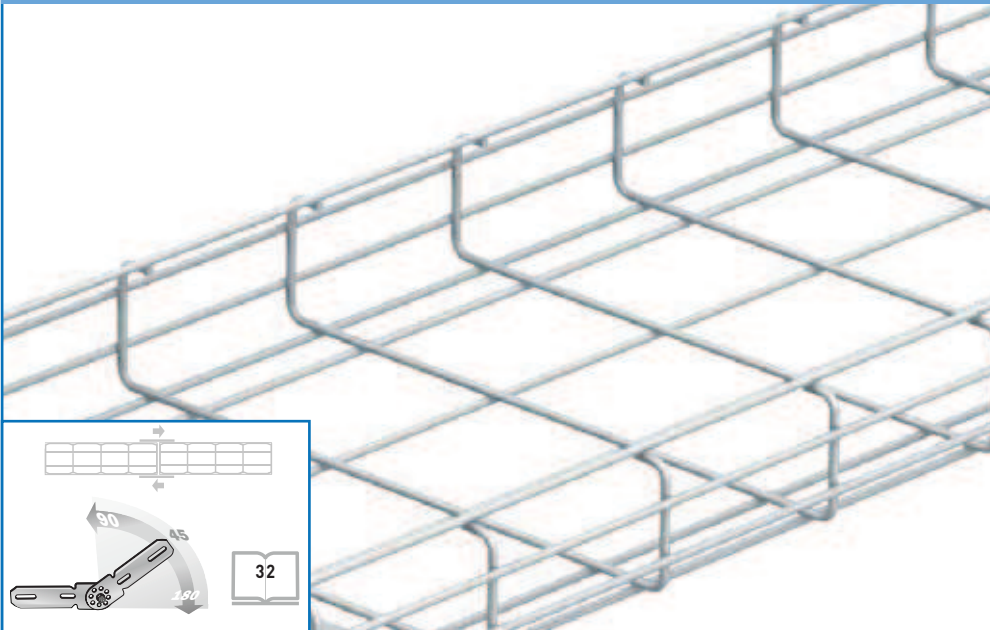
~~**FAST**
FAST ASSEMBLY SYSTEM~~

3000 MM

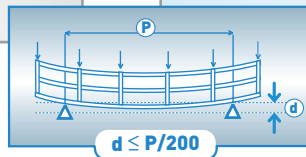
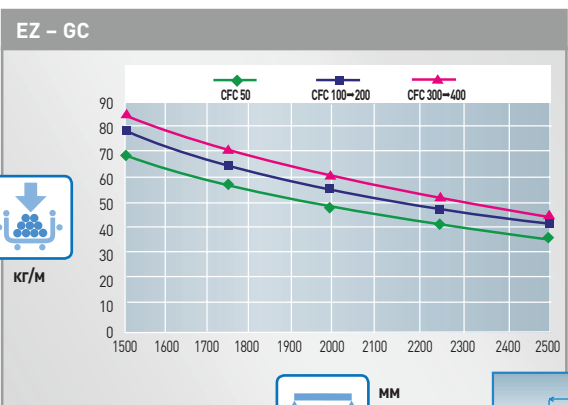
		KG KT/M	GS	EZ	GC	304L	316L
CTR 	CTR	0,72	CM 923 060	-	CM 923 063	-	-
RDJ 	RDJ	-	CM 923 070	-	-	-	-
RDTOOL 	RDTOOL	-	-	CM 923 080	-	-	-




CFC \updownarrow 50 MM \rightleftarrows 50 → 400 MM \rightleftarrows 3 M



CFC	l MM	KG KG/M	EZ	GC	304L	316L
CFC 50	50	1,30	-	CM 004 063	CM 004 068	CM 004 064
CFC 100	100	1,40	-	CM 004 073	CM 004 078	CM 004 074
CFC 200	200	1,80	-	CM 004 093	CM 004 098	CM 004 094
CFC 300	300	2,20	-	CM 004 103	CM 004 108	CM 004 104
CFC 400	400	2,40	-	CM 004 203	CM 004 208	CM 004 204



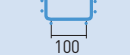
HDF 105  105 mm  100 → 600 mm  3 m



HDF 105/100



HDF 105/150



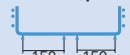
HDF 105/200




HDF 105/300




HDF 105/400



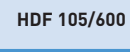
HDF 105/450



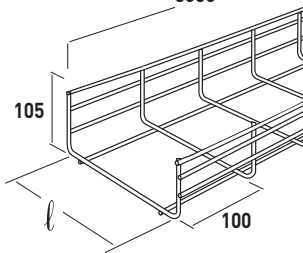
HDF 105/500



HDF 105/600



HDF 105



(mm)

HDF 105/100
HDF 105/150
HDF 105/200
HDF 105/300
HDF 105/400
HDF 105/450
HDF 105/500
HDF 105/600

l
MM

KG
KG/M

EZ

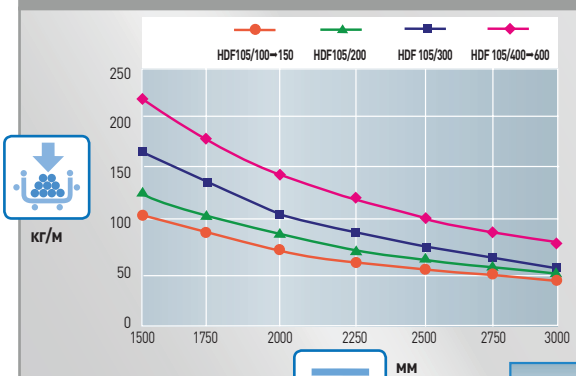
GC

304L

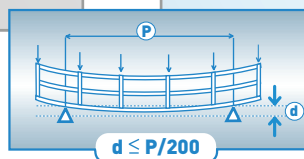
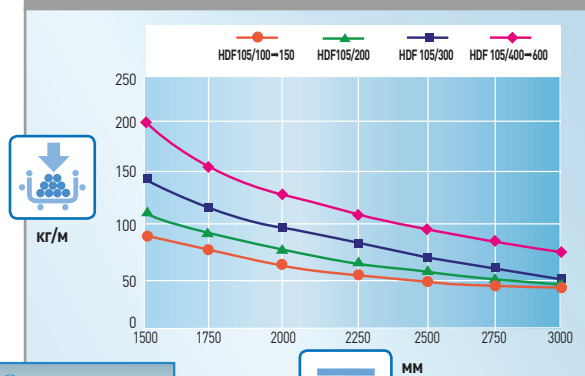
316L

100	2,50	CM 450 621	CM 450 623	-	CM 450 624
150	2,60	CM 450 631	CM 450 633	-	CM 450 634
200	2,80	CM 450 641	CM 450 643	-	CM 450 644
300	3,90	CM 450 661	CM 450 663	-	CM 450 664
400	4,70	CM 450 681	CM 450 683	-	CM 450 684
450	4,90	CM 450 691	CM 450 693	-	CM 450 694
500	5,00	CM 450 701	CM 450 703	-	CM 450 704
600	5,90	CM 450 721	CM 450 723	-	CM 450 724

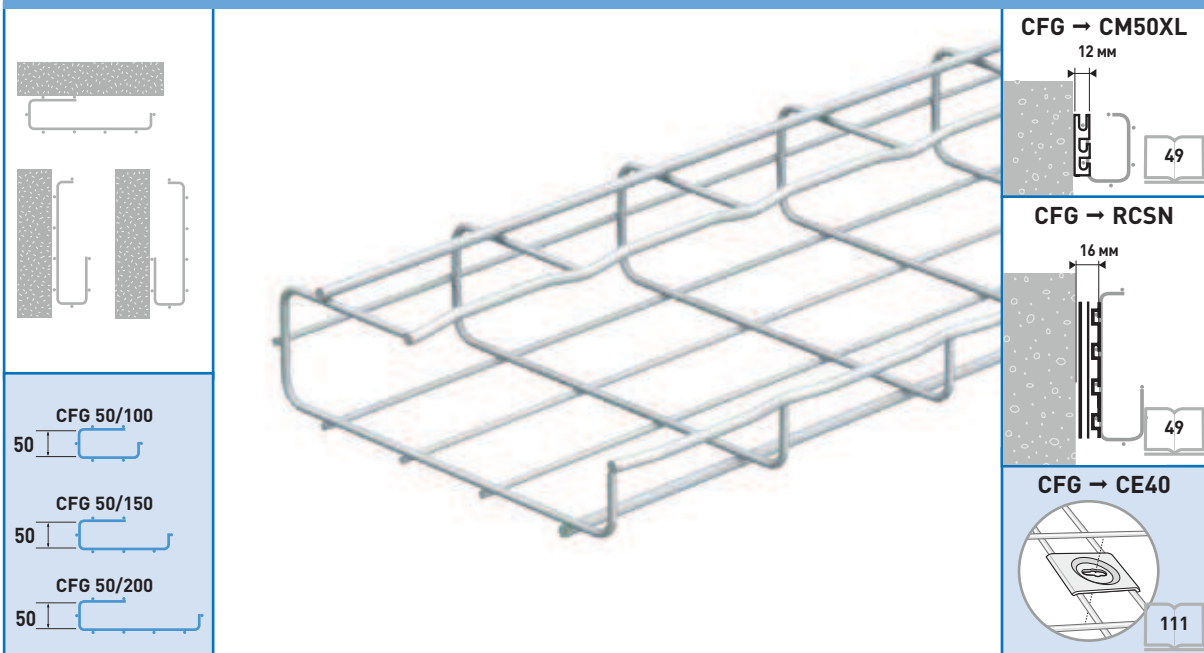
EZ - GC



304L - 316L




CFG  **50 MM**  **100 → 200 MM**  **3 M**



CFG	3000	MM	KG	KG/M	EZ	GC	304L	316L
CFG 50/100	100	1,0	CM 003 221	CM 003 223	-	-	-	
CFG 50/150	150	1,2	CM 003 231	CM 003 233	-	-	-	
CFG 50/200	200	1,5	CM 003 241	CM 003 243	-	-	-	

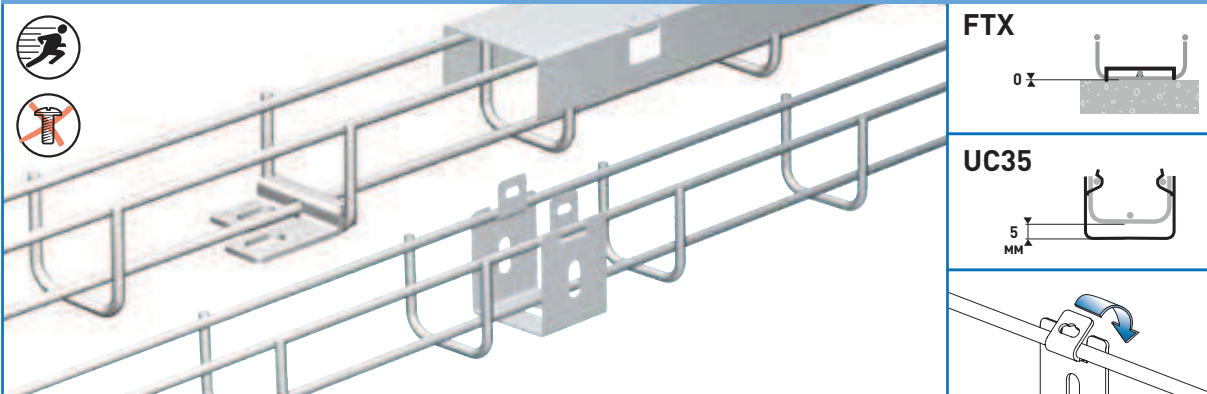
UF30  **30 MM**  **300 → 500 MM**  **3 M**



UF30	3000	MM	KG	KG/M	EZ	GC	304L	316L
UF 30/300	300	1,2	CM 430 161	-	-	-	-	
UF 30/400	400	1,7	CM 430 181	-	-	-	-	
UF 30/450	450	1,8	CM 430 191	-	-	-	-	
UF 30/500	500	1,9	CM 430 201	-	-	-	-	

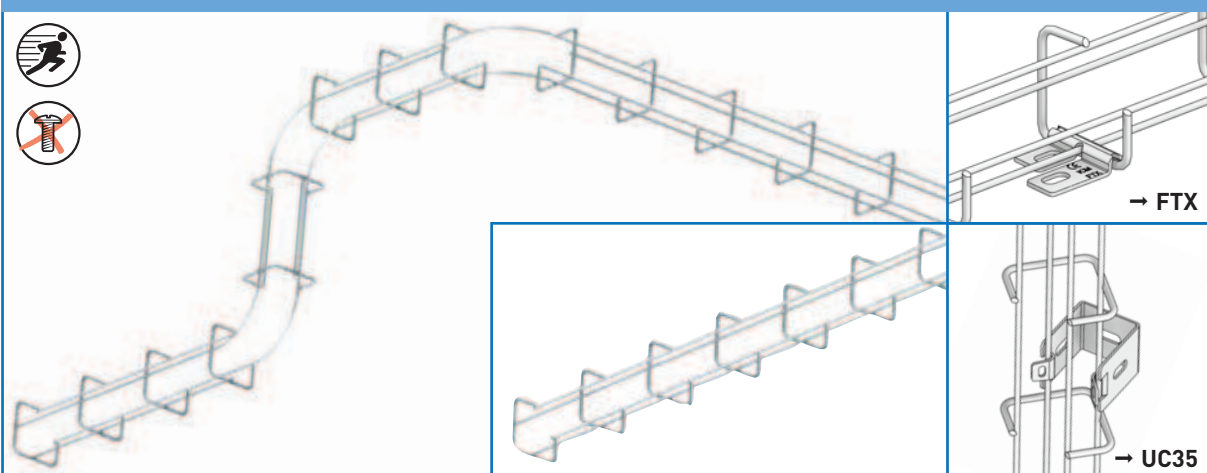


TXF 35 35 MM 35 MM 3 M




TXF 35 (MM)	TXF 35	 KG KG/M 0,53	GS -	EZ CM 755 001	GC CM 755 003	304L CM 755 008	316L CM 755 004
CP35 (MM)	CP 35	0,41	CM 755 100	-	CM 755 103	-	CM 755 104
UC 35 (MM)	UC 35	-	CM 586 160	-	CM 586 163	-	CM 586 164
FTX (MM)	FTX	-	CM 586 180	-	DC CM 586 183	-	CM 586 184

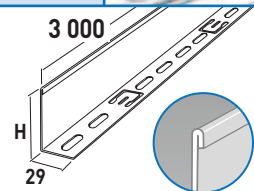
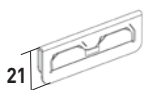



G-MINI 50 MM 50 MM 3 M



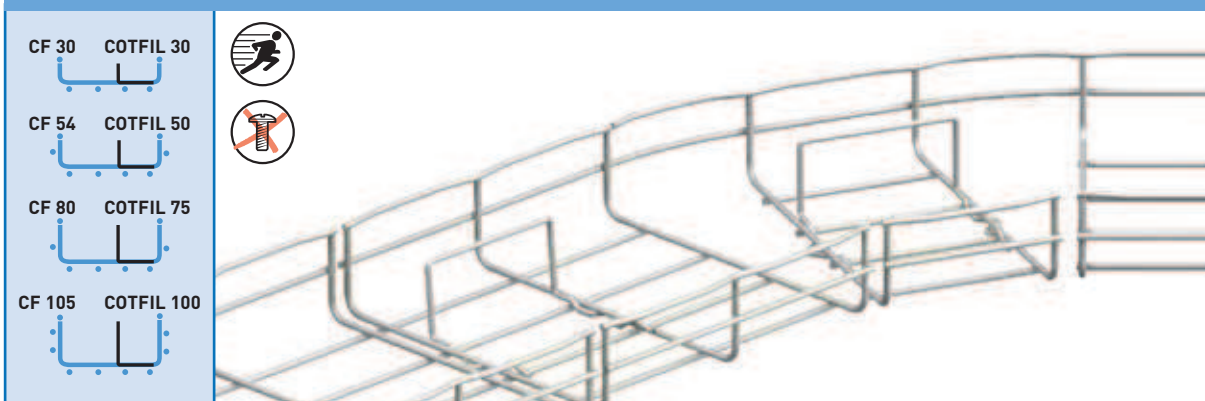
G-MINI (MM)	G-MINI	 KG KG/M 0,40	EZ CM 430 111	GC -	304L -	316L CM 430 114
---------------------------	--------	-------------------------------	-------------------------	----------------	------------------	---------------------------

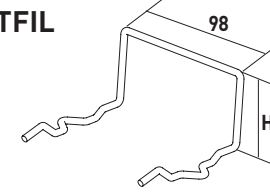
COT  **CF30 – CF54 – CF80 – CF105**  **100 → 600 MM**  **3 M**




COT (MM)		H MM	KG M	GS	GC	304L	316L
COT 30		24	0,3	CM 923 010	CM 923 013	-	CM 923 014
COT 50		48	0,5	CM 923 020	CM 923 023	CM 923 028	CM 923 024
COT 75		72	0,7	CM 923 030	CM 923 033	-	-
COT 100		96	0,9	CM 923 040	CM 923 043	CM 923 048	CM 923 044
COT J (MM)		-	-	CM 923 050	-	-	CM 923 054
→ COT 50				PVC			
 EPDCOT50		-	-	CM 559 635	-	-	-
 EPLCOT50		-	-	CM 559 655	-	-	-
 EPGCOT50		-	-	CM 559 645	-	-	-


COTFIL  **CF30 – CF54 – CF80 – CF105**  **100 → 600 MM**  **3 M**

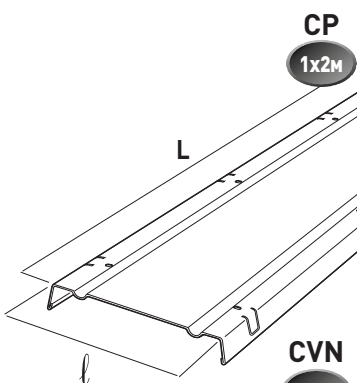
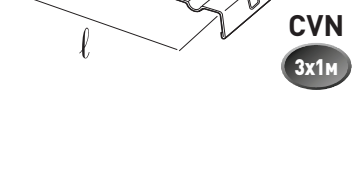


COTFIL (MM)		H MM	EZ	GC	304L	316L
COTFIL 30		24	CM 586 711	-	CM 586 718	-
COTFIL 50		44	CM 586 721	-	CM 586 728	-
COTFIL 75		71	CM 586 731	-	CM 586 738	-
COTFIL 100		94	CM 586 741	-	CM 586 748	-

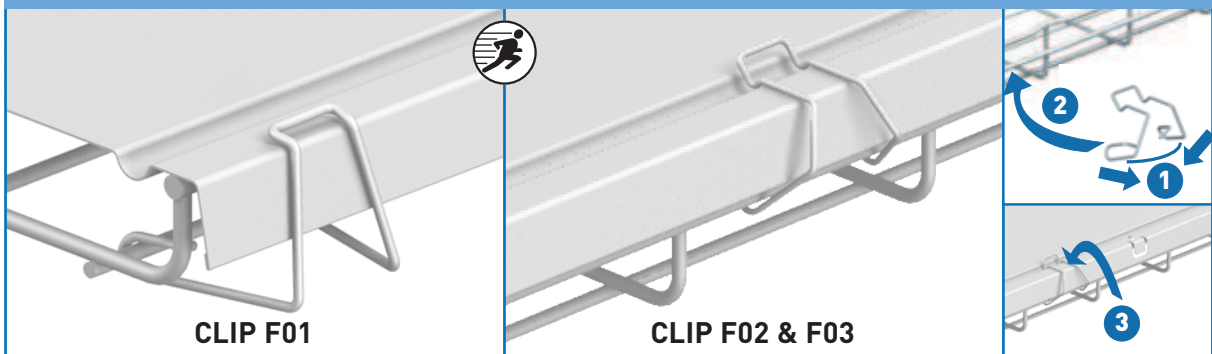






CP-CVN  **CF30 – CF54 – CF105**  **50 → 600 MM**

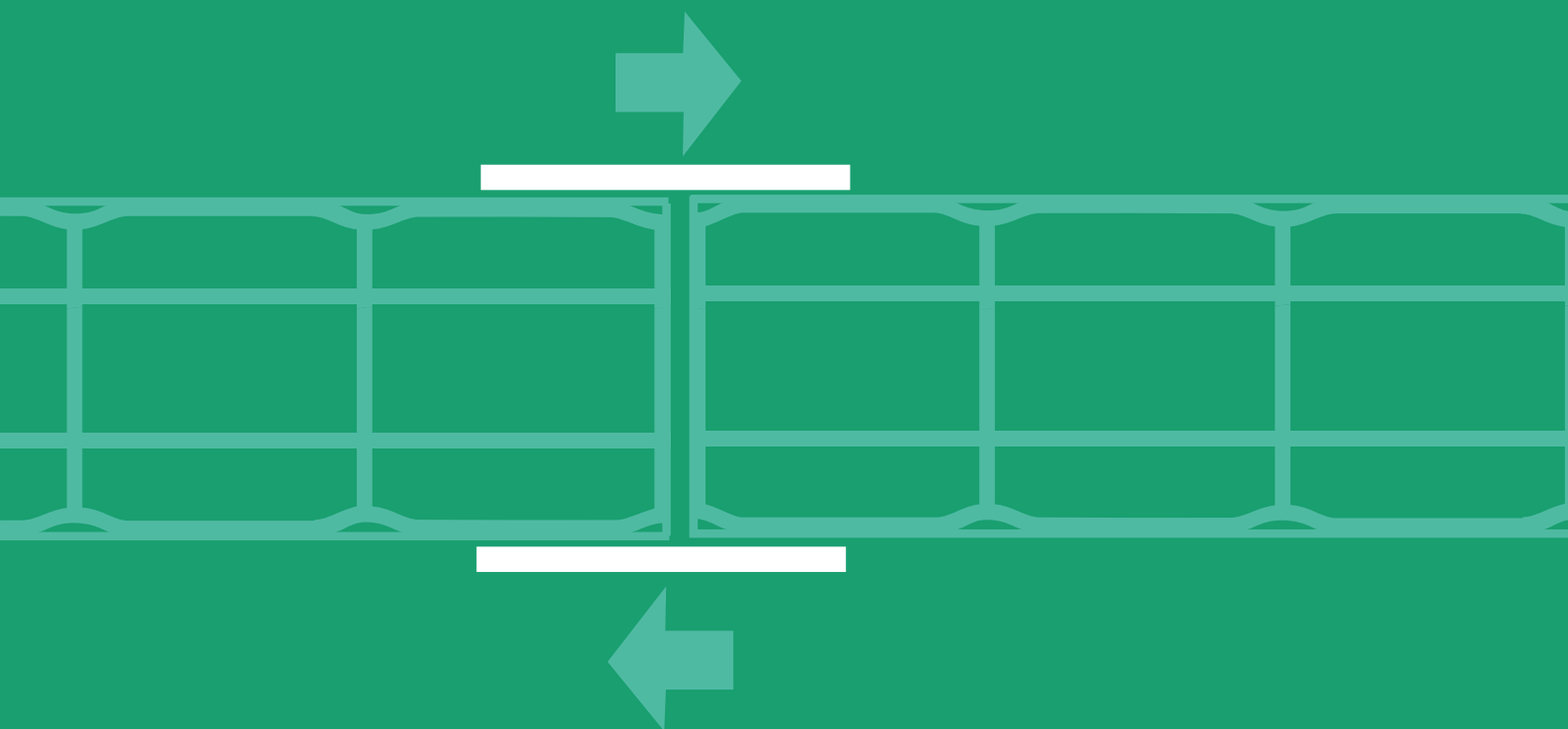


CP - CVN		$\frac{l}{\text{MM}}$	$\frac{L}{\text{MM}}$	$\frac{\text{KG}}{\text{M}}$	GS	GC	304L	316L	
	CP 50	71	2000	0,3	CM 646 010	CM 646 013	-	CM 646 014	
	CP 100	121	2000	0,7	CM 646 020	CM 646 023	-	CM 646 024	
	CP 150	171	2000	1,1	CM 646 030	CM 646 033	-	CM 646 034	
	CP 200	221	2000	1,4	CM 646 040	CM 646 043	-	CM 646 044	
	CP 300	322	2000	2,0	CM 646 050	CM 646 053	-	CM 646 054	
	CP 400	425	2000	3,5	CM 646 060	CM 646 063	-	CM 646 064	
	CP 450	475	2000	3,4	CM 646 090	CM 646 093	-	-	
	CP 500	525	2000	4,3	CM 646 070	CM 646 073	-	CM 646 074	
	CP 600	625	2000	5,0	CM 646 080	CM 646 083	-	CM 646 084	
		CVN 50	71	1000	0,4	CM 629 050	CM 629 053	-	CM 629 054
		CVN 100	121	1000	0,7	CM 629 100	CM 629 103	-	CM 629 104
		CVN 150	171	1000	1,1	CM 629 150	CM 629 153	-	CM 629 154
CVN 200		221	1000	1,4	CM 629 200	CM 629 203	-	CM 629 204	
CVN 300		322	1000	2,0	CM 629 300	CM 629 303	-	-	
CVN 400		425	1000	3,5	CM 629 400	CM 629 403	-	-	
CVN 450	475	1000	3,4	CM 629 450	CM 629 453	-	-		
CVN 500	525	1000	4,3	CM 629 500	CM 629 503	-	-		
CVN 600	625	1000	5,0	CM 629 600	CM 629 603	-	-		

CLIP F  **CF30 – CF54 – CF80 – CF105**  **50 → 600 MM**



CLIP F01  → CF 30			GS	GC	304L	316L
CLIP F01		25	CM 646 220	-	-	CM 646 224
CLIP F02  → CF 54 CF 105	CLIP F02	25	CM 646 200	-	-	CM 646 204
CLIP F03  → CF 80	CLIP F03	25	CM 646 210	-	-	CM 646 214



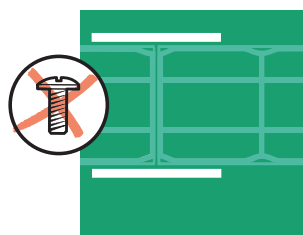
Соединители

Couplers

Eclissages

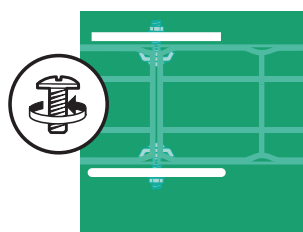
З'єднувачі

Біріктіргіштер



26

БЫСТРОЕ СОЕДИНЕНИЕ
FAST COUPLERS
ECLISSAGES RAPIDES
ШВИДКЕ З'ЄДНАННЯ
ЖЫЛДАМ БІРІКТІРУ

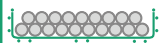
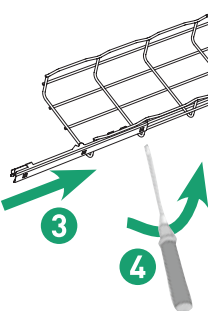
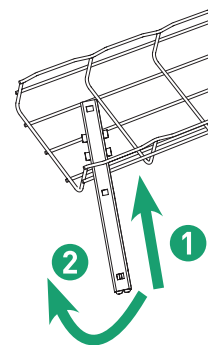
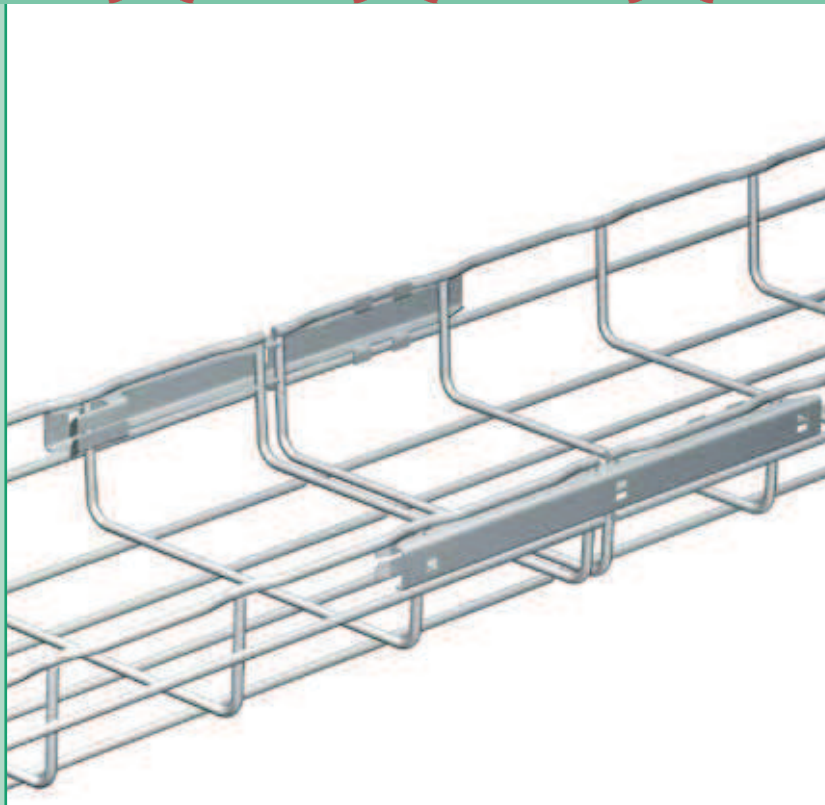


30

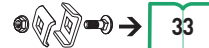
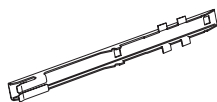
СОЕДИНЕНИЕ БОЛТАМИ
BOLTED COUPLERS
ECLISSAGES BOULONNÉS
З'ЄДНАННЯ БОЛТАМИ
БОЛТПЕН БІРІКТІРУ



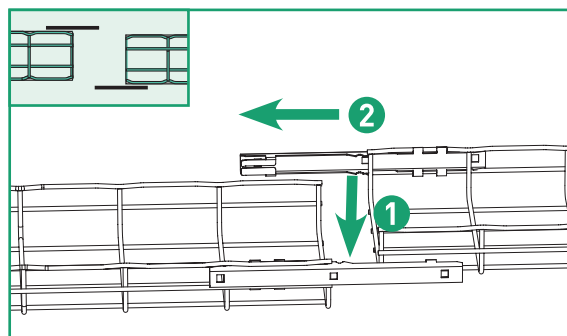
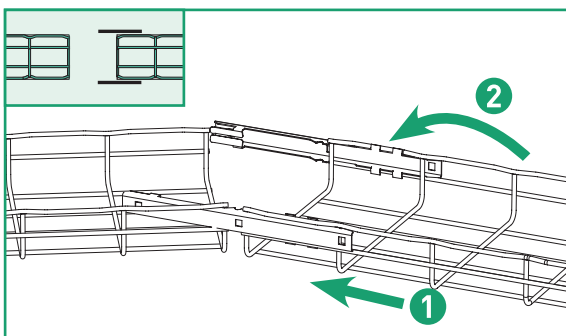
AUTOCLIC ~~CF30~~ - ~~CF54~~ - ~~CF80~~ - ~~CF105~~ - ~~CF150~~ 50 → 600 MM



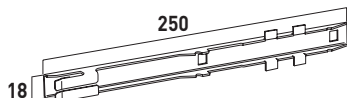
A → ← A



MM	50		100		150 / 200		300		400 → 500		600	
	A	B	A	B	A	B	A	B	A	B	A	B
CF54	2	0	2	0	2	0	2	1	2	2	2	3
CF105			2	0	2	1	2	2	☹	☹	☹	☹
CFG			2	1	2	1	2	1				



AUTOCLIC



(MM)

AUTOCLIC



GS

GC

304L

316L

50

CM 558 280

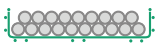

CM 558 283

CM 558 288

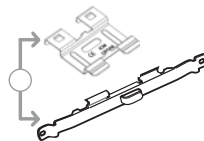
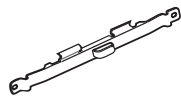
CM 558 284



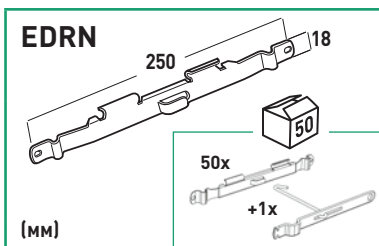
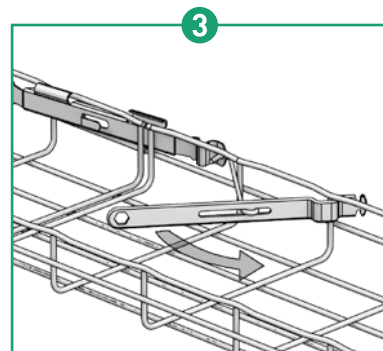
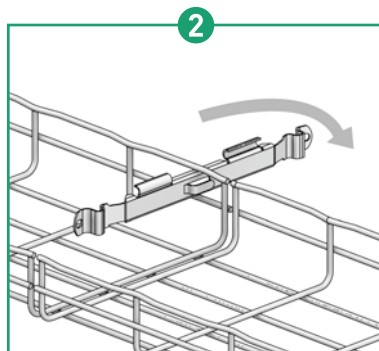
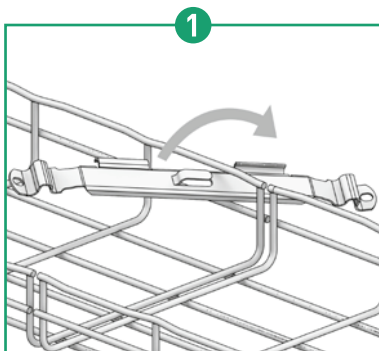
EDRN **CF30 – CF54 – CF80 – CF105 – CF150** **50 → 600 MM**



A → ← A



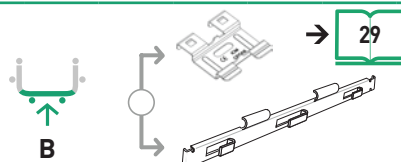
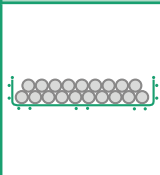

MM	50		100		150		200		300		400 → 500		600	
	A	B	A	B	A	B	A	B	A	B	A	B	A	B
CF30	2	0	2	0	2	0	2	1	2	1	2	2	2	3
CF54	2	0	2	0	2	0	2	0	2	1	2	2	2	3
CF80			2	1			2	2	2	2	2	3	2	3
CF105			2	1	2	1	2	2	2	3	2	3	2	3
CF150							2	2	2	3	2	3	2	3
HDF 105			2	1	2	1	2	2	2	3	2	3	2	3
CFG			2	1	2	1	2	1						



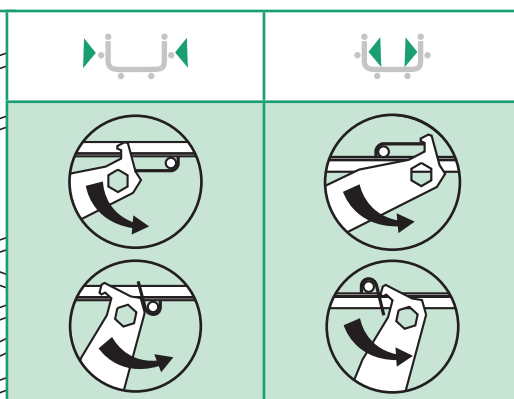
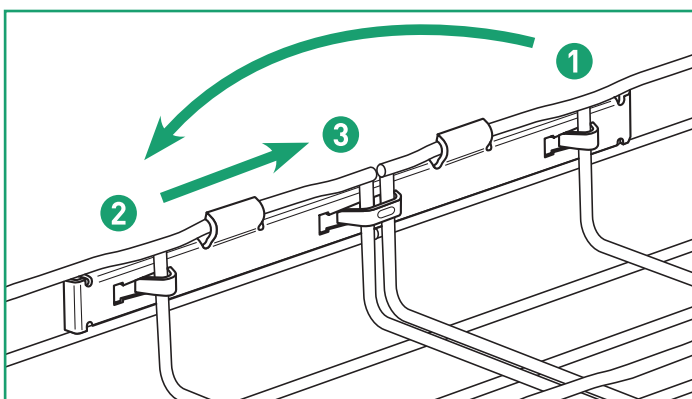
EDRN		EZ	DC	304L	316L
	50	CM 558 241	CM 558 247	-	CM 558 244



EDS \updownarrow **CF30 - CF54 - CF80 - CF105 - CF150** \leftrightarrow **50 → 600 MM**



\leftrightarrow MM	50		100		150		200		300		400 → 500		600	
	A	B	A	B	A	B	A	B	A	B	A	B	A	B
CF30	2	0	2	0	2	0	2	1	2	1	2	2	2	3
CF54	2	0	2	0	2	0	2	0	2	1	2	2	2	3
CF105			2	1	2	1	2	1	2	2	2	3	2	3
CF150							2	2	2	2	2	3	2	3
CFG			2	1	2	1	2	1						



EDS (MM)	EDS	50	GS	GC	304L	316L
				50	CM 558 270	CM 558 273

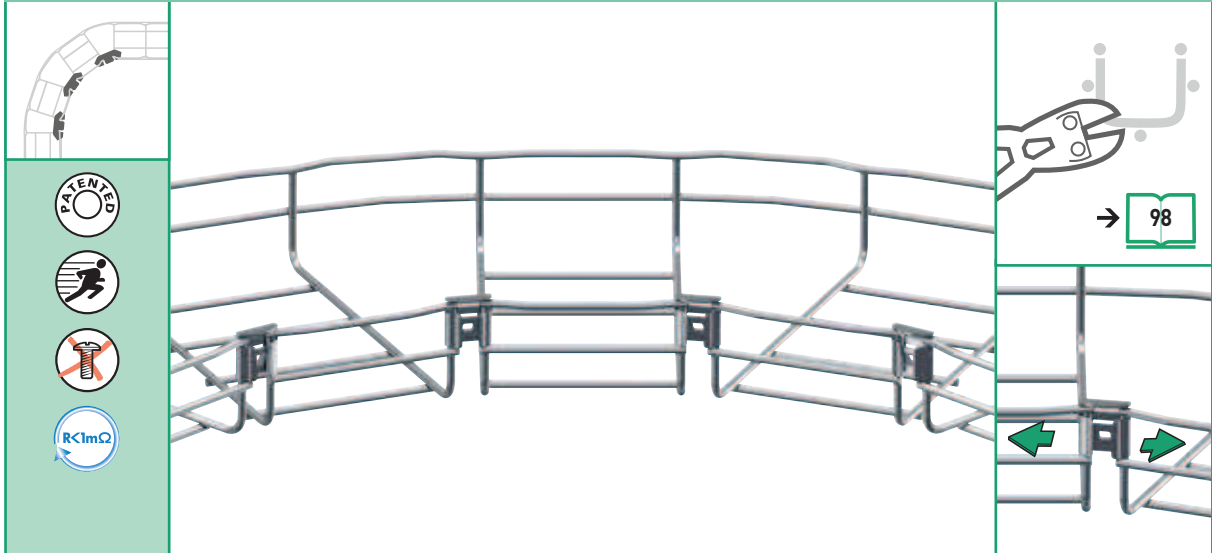


CEFAS \updownarrow CF30 – CF54 – CF80 – CF105 – CF150 \leftrightarrow 50 → 600 MM



CEFAS (MM)	CEFAS	 50	GS CM 558 410	DC CM 558 417	304L -	316L CM 558 414

FASLOCK \updownarrow CF30 – CF54 – CF80 – CF105 – CF150 \leftrightarrow 100 → 600 MM



FASLOCK S \leftrightarrow 100 → 200 MM FASLOCK XL \leftrightarrow 300 → 600 MM (MM)	FASLOCK S	 25	GS CM 558 340	DC CM 558 347	304L -	316L CM 558 344
	FASLOCK XL	 25	GS CM 558 320	DC CM 558 327	304L -	316L CM 558 324



ED 275 \updownarrow ~~CF30~~ - ~~CF54~~ - ~~CF80~~ - CF105 - CF150 \leftrightarrow 50 \rightarrow 600 MM

BTRCC (1x)
CE 25 (1x)
ED 275 (1x)

BTRCC (3x)
CE 25 (3x)
→ 110 ED 275 (1x)

A \rightarrow A

B

→ 33


\leftrightarrow MM	50		100		150		200		300		400 \rightarrow 500		600	
	A	B	A	B	A	B	A	B	A	B	A	B	A	B
CF54	2	0	2	0	2	0	2	0	2	1	2	2	2	3
CF105			2	1	2	1	2	1	2	2	2	3	2	3
CF150							2	2	2	2	2	3	2	3
HDF105	2	1	2	1	2	1	2	1	2	2	2	3	2	3
CFG			2	1	2	1	2	1						

ED 275 <p>(MM) 18</p>	ED 275		EZ	GC	304L	316L
		50	CM 558 221	CM 558 223	CM 558 228	CM 558 224
CE 25 - BTRCC <p>(MM) 7</p>	CE 25 BTRCC 6X20	50	CM 558 011	CM 558 013	CM 558 018	CM 558 014
	KITFIXTR = CE25+BTRCC 6X20	100	CM 801 011	CM 801 017	CM 801 018	CM 801 014
		50	CM 558 091	CM 558 097	-	-
CE 25 VS <p>(MM) 7</p>	CE 25 VS EEC 6	50	CM 558 021	CM 558 027	-	-
	KITFIXVS = CE25+EEC 6	100	CM 801 201	-	-	CM 801 204
		50	CM 558 061	CM 558 067	-	-

BTRCC =

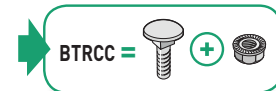


EDT \updownarrow **CF30 – CF54 – CF80 – CF105 – CF150** \leftrightarrow **50 → 600 MM**



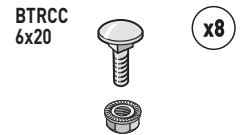
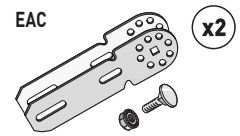
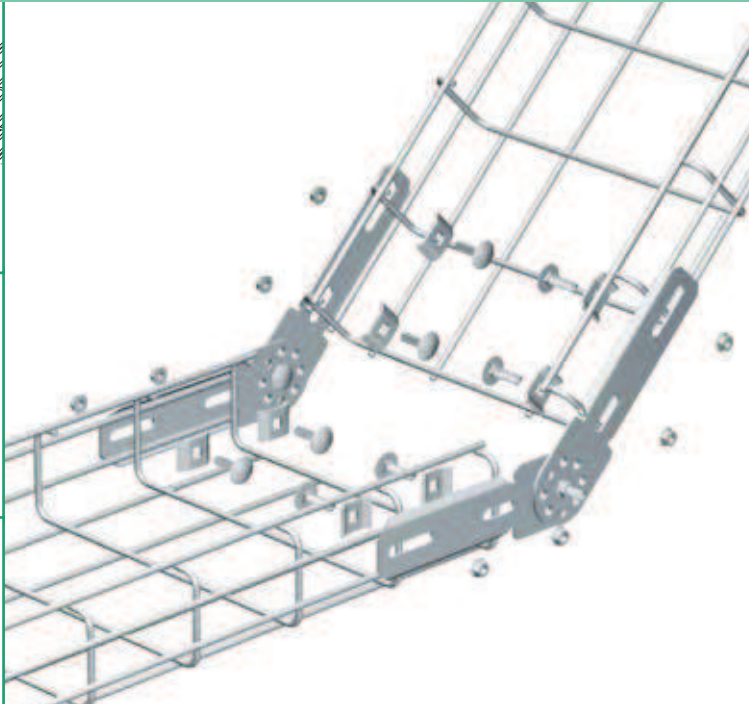
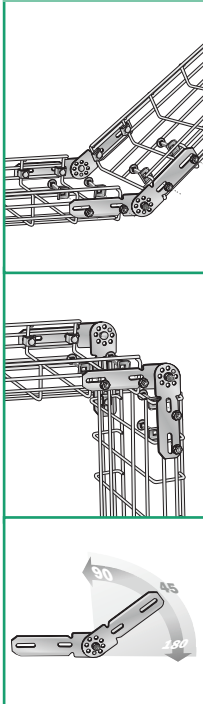
\leftrightarrow MM	50 / 100		150		200		300		400 → 500		600	
	A	B	A	B	A	B	A	B	A	B	A	B
CF30	2	0	2	0	2	1	2	1	2	2	2	3
CF54	2	0	2	0	2	0	2	1	2	2	2	3
CF80/CF105	2	1	2	1	2	1	2	2	2	3	2	3
CF150					2	2	2	2	2	3	2	3

EDT			EZ	DC	304L	316L
 (MM)	EDT 200	50	CM 558 251	-	-	CM 558 254
CE 25 – BTRCC ∇ 7 (MM)	 CE 25 BTRCC 6X20 KITFIXTR = CE25+BTRCC 6X20	50 100 50	CM 558 011 CM 801 011 CM 558 091	CM 558 013 CM 801 017 CM 558 097	CM 558 018 CM 801 018 -	CM 558 014 CM 801 014 -
CE 25 VS (MM)	 CE 25 VS EEC 6 KITFIXVS = CE25+EEC 6	50 100 50	CM 558 021 CM 801 201 CM 558 061	CM 558 027 - CM 558 067	- - -	- CM 801 204 -

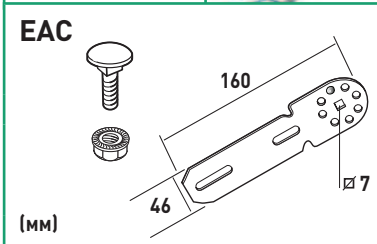




EAC \updownarrow **CFC - CF54** \leftrightarrow 50 → 600 MM



→ **110**




EAC		EZ	GC	304L	316L
EAC	20	-	CM 558 403	-	-

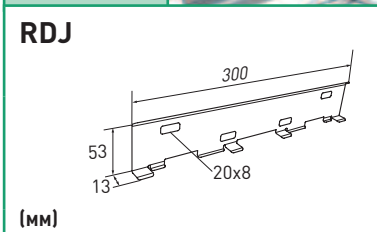
= x40 + x20



RDJ \updownarrow **CF54** \leftrightarrow 50 → 600 MM




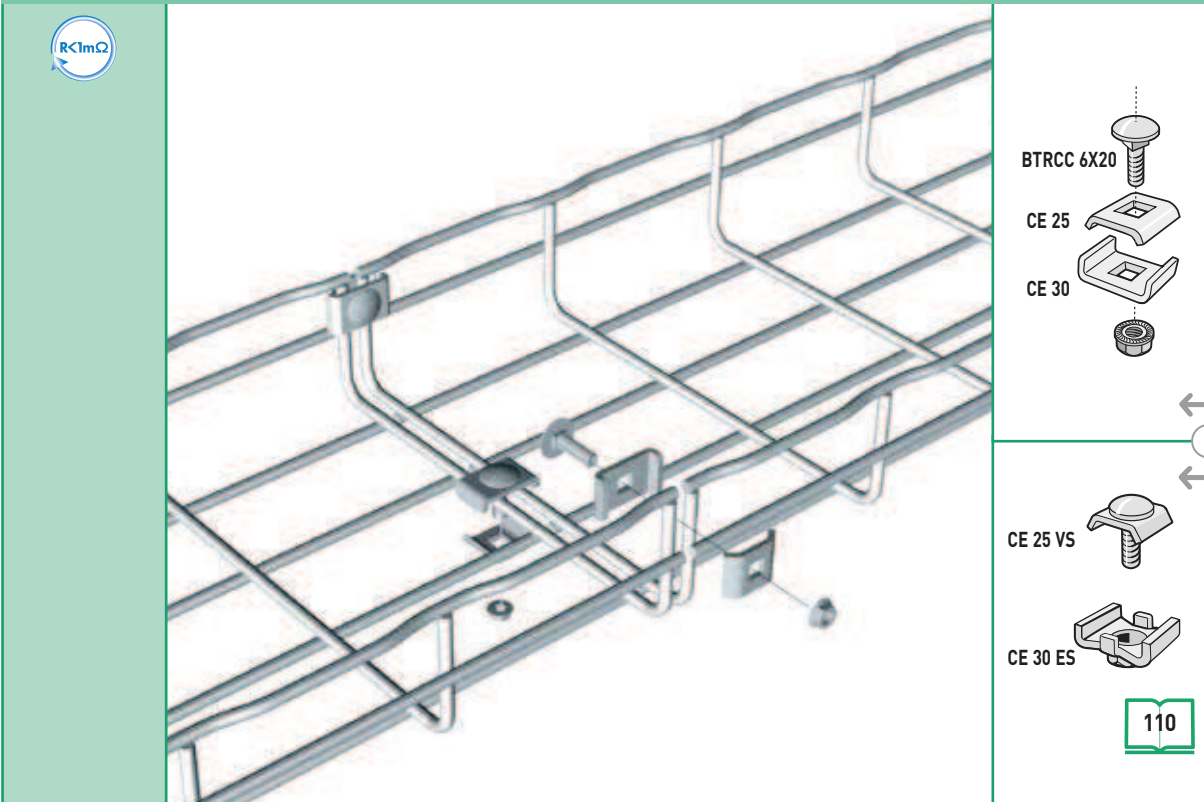
→ **17**



RDJ		GS	DC	304L	316L
RDJ	-	CM 923 070	-	-	-




CE 25 – CE 30 **CF30 – CF54 – CF80 – CF105 – CF150** **50 → 600 MM**



MM	50		100		150		200		300		400 → 500		500		600		
	A	B	A	B	A	B	A	B	A	B	A	B	A	B	A	B	
CF30 – CF54	2	0	2	1	2	1	2	1	2	2	2	2	2	2	2	2	3
CF80			2	1			2	1	2	2	2	2	2	3	2	3	
CF105			2	1	2	1	2	1	2	2	2	3	2	3	2	3	
CF150							2	2	2	2	2	3	2	3	2	3	
HDF105	2	1	2	1	2	1	2	1	2	2	2	3	2	3	2	3	
CFG – CFC			2	1	2	1	2	1									

CE 25 – CE 30 – BTRCC			EZ	DC	304L	316L
<p>(mm)</p>	CE 25	50	CM 558 011	CM 558 013	CM 558 018	CM 558 014
	CE 30	50	CM 558 041	CM 558 043	CM 558 048	CM 558 044
	BTRCC 6x20	100	CM 801 011	CM 801 017	CM 801 018	CM 801 014
KITASSTR = CE25+CE30+BTRCC		50	CM 558 081	CM 558 087	-	-
CE 25 VS – CE 30 ES						
	CE 25 VS	50	CM 558 021	CM 558 027	-	-
	CE 30 ES	50	CM 558 031	CM 558 037	-	-
	KITASSVS = CE25VS+CE30ES	50	CM 558 071	CM 558 077	-	-
CE 25 VS – CE 30 – EEC6						
KITINOX		50	-	-	-	CM 558 954



Настенный монтаж

Wall mounting

Pose murale

Настінний монтаж

Қабырға монтажы



СЛАБАЯ НАГРУЗКА
LIGHT DUTY
CHARGES LEGERES
СЛАБКЕ НАВАНТАЖЕННЯ
ӘЛСІЗ ЖҮКТЕМЕ

36




СРЕДНЯЯ НАГРУЗКА
MEDIUM DUTY
CHARGES MOYENNES
СЕРЕДНЄ НАВАНТАЖЕННЯ
ОРТАША ЖҮКТЕМЕ

39



БОЛЬШАЯ НАГРУЗКА
HEAVY DUTY
CHARGES LOURDES
ВЕЛИКЕ НАВАНТАЖЕННЯ
ҮЛКЕН ЖҮКТЕМЕ

46

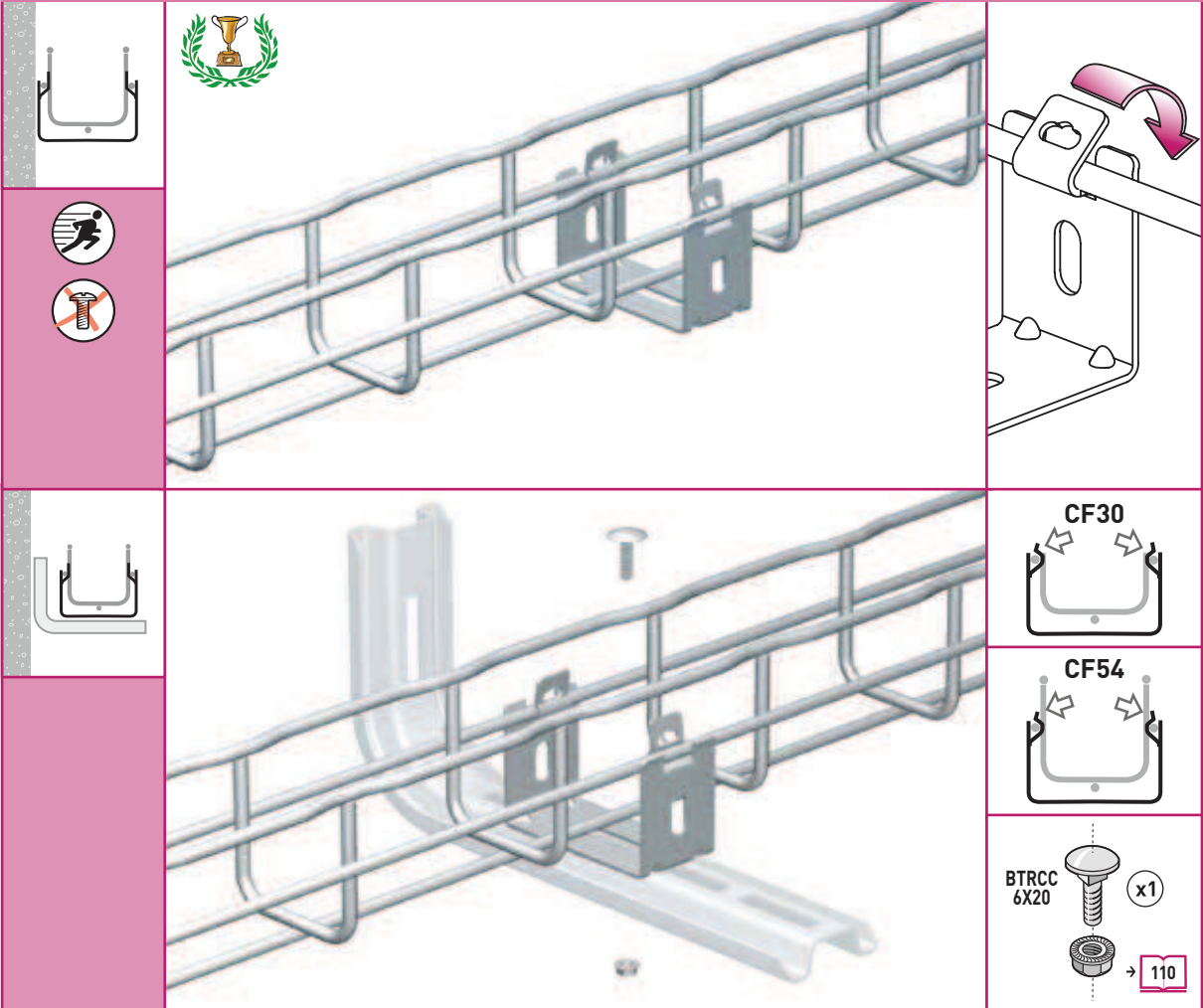


ГОРИЗОНТАЛЬНЫЙ
ИЛИ ВЕРТИКАЛЬНЫЙ МОНТАЖ
HORIZONTAL OR VERTICAL MOUNTING
SUR CHANT OU REMONTÉE VERTICALE
ГОРИЗОНТАЛЬНИЙ
ТА ВЕРТИКАЛЬНИЙ МОНТАЖ
КӨЛДЕНЕҢ НЕМЕСЕ ТІК МОНТАЖ

48



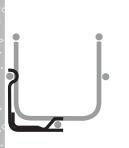

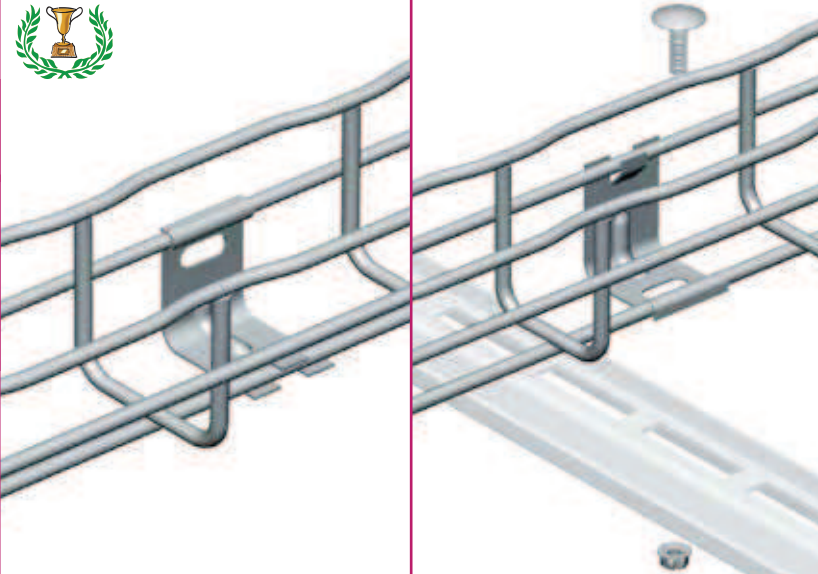
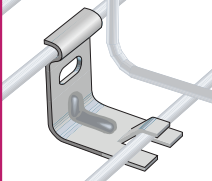
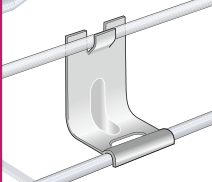
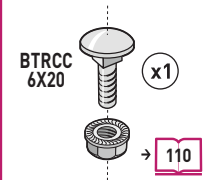
UC 50 **CF30 – CF54** **50 MM**



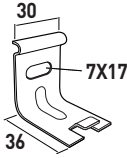

<p>UC 50</p> <p>(MM)</p>	<p>UC 50</p>	daN	GS	GC	304L	316L
		<p>12</p>	<p>CM 586 040</p>	<p>CM 586 043</p>	<p>CM 586 048</p>	<p>CM 586 044</p>



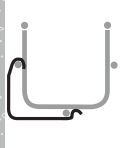

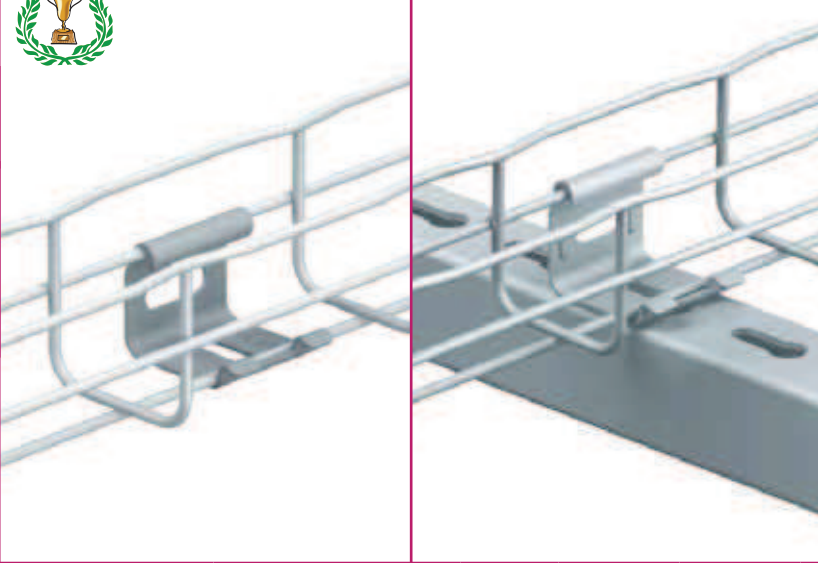
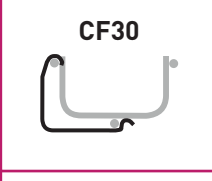
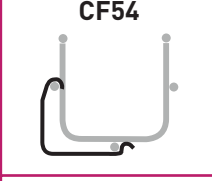
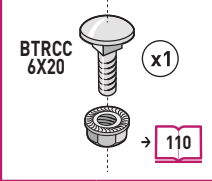
CAT 30 **CF30 – CF54** **50 MM**

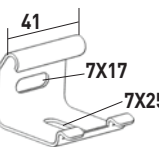

BTRCC 6X20 (x1) → 110

CAT 30		CAT 30	 daN	GS	DC	304L	316L
(MM)			20	CM 586 050	CM 586 057	CM 586 058	CM 586 054

CAT 40 **CF30 – CF54** **50 MM**









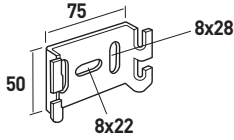

BTRCC 6X20 (x1) → 110

CAT 40		CAT 40	 daN	GS	DC	304L	316L
(MM)			20	CM 586 190	CM 586 197	-	CM 586 194




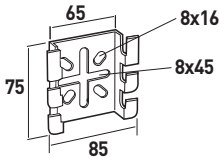
CM 50  **CF54**  **50 MM**



CM 50  (MM)	CM 50	 daN	GS	GC	304L	316L
		100	CM 586 060	CM 586 063	CM 586 068	CM 586 064


CM 50XL  **CF54 - CF80**  **50 → 100 MM**



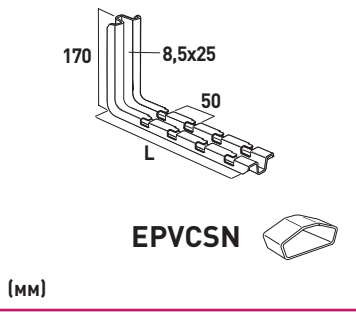
CM 50XL  (MM)	CM 50XL	 daN	GS	GC	304L	316L
		100	CM 586 130	CM 586 133	CM 586 138	CM 586 134



CSN **CF30 – CF54** **100 → 450 MM**

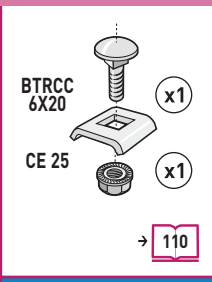


CSN

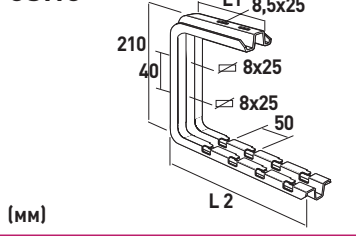


	\overrightarrow{L} MM	∇ daN	GS	GC	304L	316L
CSN 100	178	130	CM 556 100	CM 556 103	CM 556 108	CM 556 104
CSN 150	228	110	CM 556 110	CM 556 113	CM 556 118	CM 556 114
CSN 200	278	85	CM 556 120	CM 556 123	CM 556 128	CM 556 124
CSN 300	378	73	CM 556 130	CM 556 133	CM 556 138	CM 556 134
CSN 400	478	56	CM 556 140	CM 556 143	-	-
CSN 450	528	50	CM 556 150	CM 556 153	-	-
			PVC			
EPVCSN	-	-	CM 559 605	-	-	-

CSNC **CF30 – CF54** **100 → 450 MM**



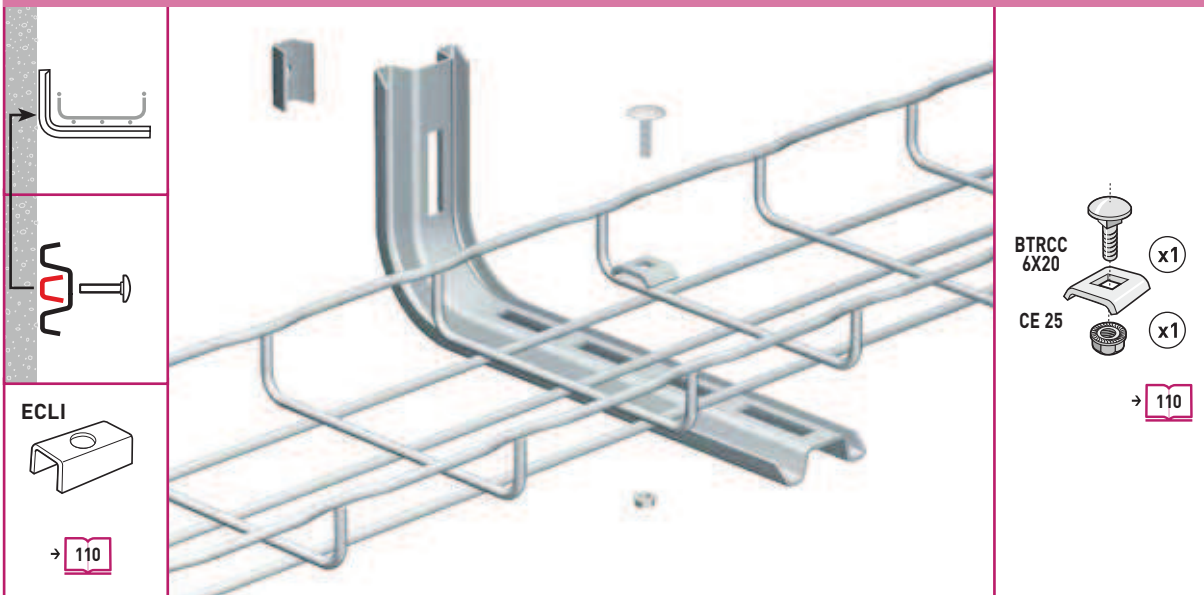
CSNC



	$\overrightarrow{L1}$ MM	$\overrightarrow{L2}$ MM	∇ daN	GS	GC	304L	316L
CSNC 100	170	178	120	CM 556 300	CM 556 303	-	CM 556 304
CSNC 150	170	228	100	CM 556 310	CM 556 313	-	CM 556 314
CSNC 200	170	278	80	CM 556 320	CM 556 323	-	CM 556 324
CSNC 300	288	378	70	CM 556 330	CM 556 333	-	CM 556 334
CSNC 400	288	478	48	CM 556 340	CM 556 343	-	-
CSNC 450	288	528	44	CM 556 350	CM 556 353	-	-

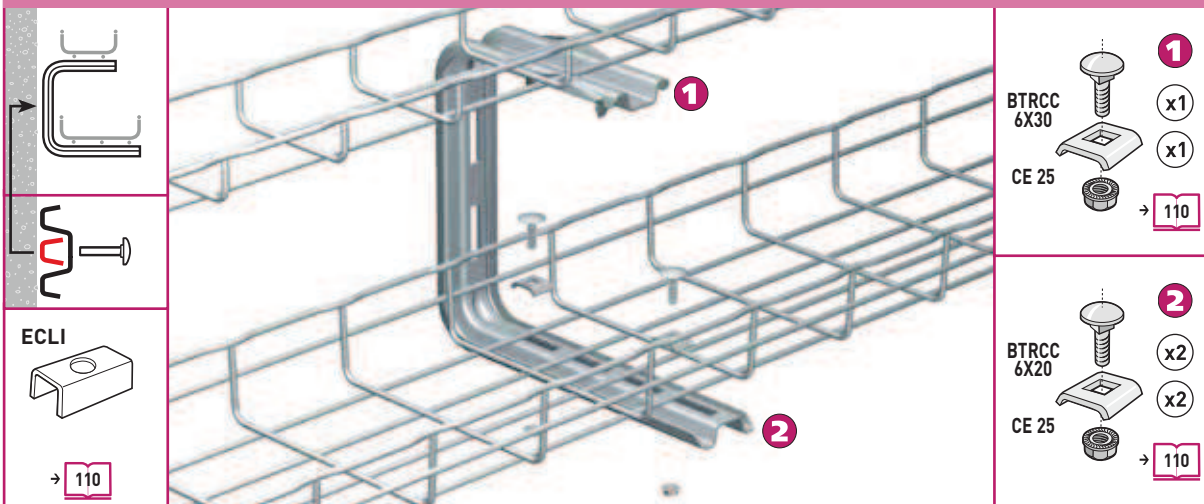


CS CF30 - CF54 100 → 300 MM



CS (MM)			$\frac{L}{\text{MM}}$	$\frac{F_d}{\text{daN}}$	GS	GC	304L	316L
CS100	100	51	153	72	CM 002 700	CM 002 703	-	CM 002 704
CS200	200	51	245	67	CM 002 710	CM 002 713	-	CM 002 714
CS300	300	51	345	70	CM 002 720	CM 002 723	-	CM 002 724

CSC CF30 - CF54 100 → 300 MM




CSC (MM)		$\frac{L_1}{\text{MM}}$	$\frac{L_2}{\text{MM}}$	$\frac{F_d}{\text{daN}}$	GS	GC	304L	316L
CSC 100	200	130	145	73	CM 002 760	CM 002 763	-	-
CSC 200	200	180	245	60	CM 002 770	CM 002 773	-	-
CSC 300	200	230	345	48	CM 002 780	CM 002 783	-	-

CSCC (MM)		$\frac{L_1}{\text{MM}}$	$\frac{L_2}{\text{MM}}$	$\frac{F_d}{\text{daN}}$	GS	GC	304L	316L
CSCC 100	150	130	145	73	CM 012 760	CM 012 763	-	CM 012 764
CSCC 200	150	180	245	60	CM 012 770	CM 012 773	-	CM 012 774
CSCC 300	150	230	345	48	CM 012 780	CM 012 783	-	CM 012 784




CG 100→500 / RE 41SP **CF30 – CF54** **100 → 500 MM**



CG		L MM	H MM	↓ daN	GS	GC	304L	316L	
		CG 100	153	73	70	CM 557 920	-	-	CM 557 924
		CG 150	203	73	65	CM 557 930	-	-	CM 557 934
		CG 200	253	87	75	CM 557 940	-	-	CM 557 944
		CG 300	353	87	80	CM 557 950	-	-	CM 557 954
		CG 400	453	103	120	CM 557 960	-	-	CM 557 964
		CG 500	553	103	105	CM 557 970	-	-	CM 557 974
RE 41SP									
		RE41SP500	500	-	-	CM 595 750	-	-	-
		RE41SP800	800	-	-	CM 595 780	-	-	-
		RE41SP1000	1000	-	-	CM 595 790	-	-	-
		RE41SP3000	3000	-	-	CM 595 700	-	-	-

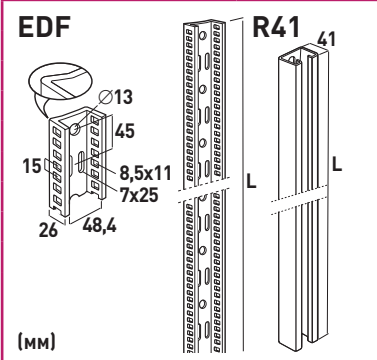
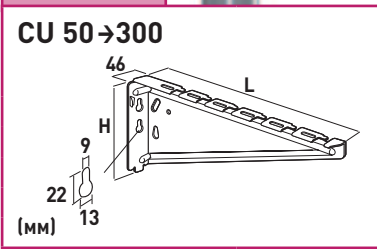
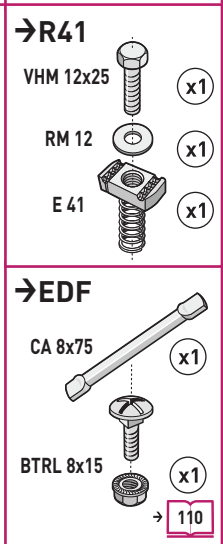


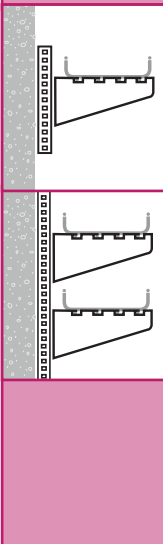


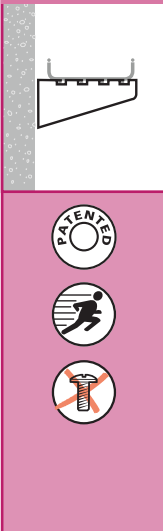
CG 100→500 / EDF **CF30 – CF54** **100 → 500 MM**



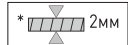
EDF		L	L MM	H MM	↓ daN	GS	GC	304L	316L
		EDF 300	270	-	55	CM 561 310	CM 561 313	-	-
		EDF 600	600	-	50	CM 557 610	CM 557 613	-	-
		EDF 1000	1000	-	65	CM 561 090	CM 561 093	-	-
		EDF 2000	2000	-	70	CM 561 010	CM 561 013	CM 561 018	CM 561 014
		EDF 3000	3000	-	100	CM 561 020	CM 561 023	-	-



CU 50→300 **CF30 – CF54 – CF80 – CF105 – CF150** **100 → 300 MM**




CU 50→300	L MM	H MM		GS	GC	304L	316L
CU 50	107	85	30	65	CM 557 400	CM 557 403	CM 557 404
CU 100	157	85	30	45	CM 557 410	CM 557 413	CM 557 414
CU 150	207	124	70	135	CM 557 420	CM 557 423	CM 557 424
CU 200	257	139	80	110	CM 557 430	CM 557 433	CM 557 434
CU 300	357	139	80	120	CM 557 440	CM 557 443	CM 557 444
EDF							
EDF 300	270	-	-	-	CM 561 310	CM 561 313	CM 561 314
EDF 600	600	-	-	-	CM 557 610	CM 557 613	-
EDF 1000	1000	-	-	-	CM 561 090	CM 561 093	-
EDF 2000	2000	-	-	-	CM 561 010	CM 561 013	CM 561 018
EDF 3000	3000	-	-	-	CM 561 020	CM 561 023	-
R41S1000	1000	-	-	-	CM 595 500	CM 595 503	-
R41S2000	2000	-	-	-	CM 595 510	CM 595 513	-
R41S3000	3000	-	-	-	CM 595 520	CM 595 523	CM 595 528
R41S6000	6000	-	-	-	CM 595 530	CM 595 533	-
RE41S3000*	3000	-	-	-	CM 595 540	CM 595 543	-

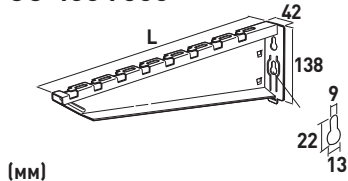




CU 400→600 **CF30 – CF54 – CF80 – CF105 – CF150** **400 → 600 MM**



CU 400→600




(MM)

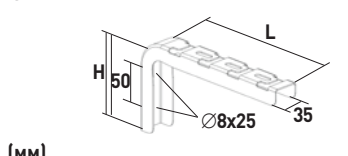
	L MM	H MM	daN	GS	GC	304L	316L
CU 400	457	138	105	115	CM 557 450	CM 557 453	CM 557 454
CU 500	557	138	220	160	CM 557 460	CM 557 463	CM 557 464
CU 600	657	138	200	145	CM 557 470	CM 557 473	CM 557 474



CLN **CF30 – CF54** **100 → 300 MM**



CLN


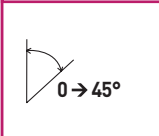
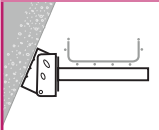


(MM)

	L MM	H MM	daN	GS	GC	304L	316L
CLN 100	100	125	95	CM 556 200	CM 556 203	-	-
CLN 150	150	125	70	CM 556 210	CM 556 213	-	-
CLN 200	200	125	40	CM 556 220	CM 556 223	-	-
CLN 300	300	125	25	CM 556 230	CM 556 233	-	-



PFRM \updownarrow **CF30 - CF54 - CF80 - CF105 - CF150** \leftrightarrow **100 → 600 MM**

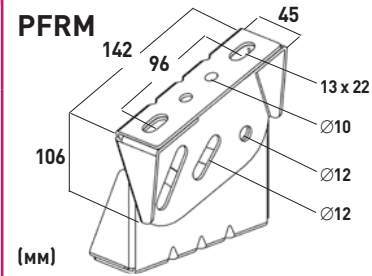


- VHM 12x25 x3
- RM 12 x3
- HM12 x3



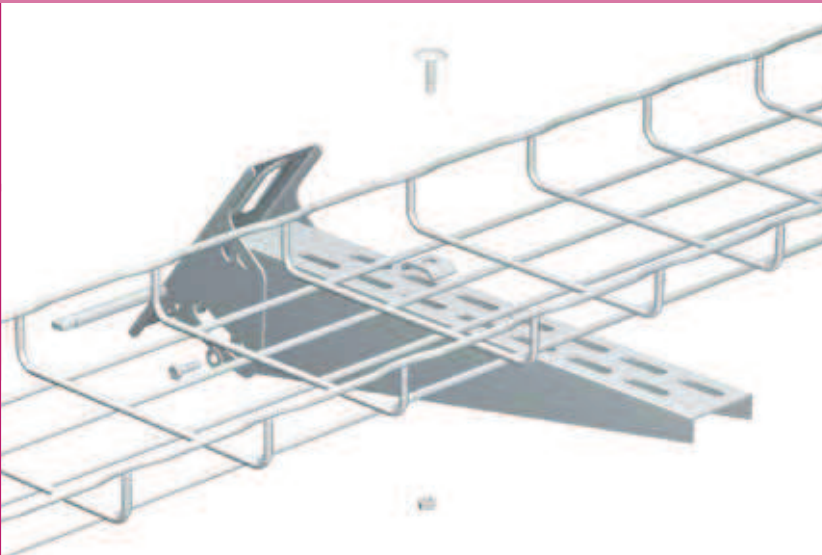
- VHM 12x25 x2
- RM 12 x2
- HM12 x2

→ 110



	daN.m	GS	GC	304L	316L
PFRM	50	CM 561 110	CM 561 113	-	CM 561 114

C - SI \updownarrow **CF30 - CF54 - CF80** \leftrightarrow **100 → 300 MM**



- CA 8x75 x1
- HM 8x16 x2
- RM 8 x4
- HM 8 x2



- BTRCC 6X20 x1
- CE 25 x1

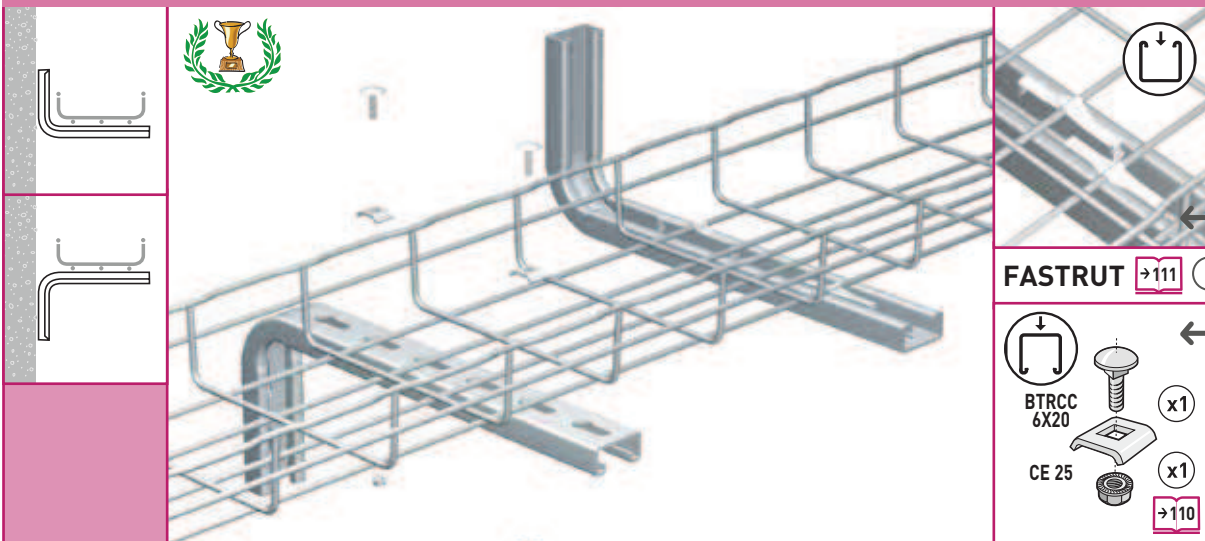
\leftrightarrow 300 MM

→ 110

C		L MM	H MM	F daN	GS	GC	304L	316L	
		C 100	140	83	260	CM 557 010	CM 557 013	-	-
		C 200	220	83	210	CM 557 020	CM 557 023	-	-
		C 300	340	84	190	CM 557 030	CM 557 033	-	-
SI				daN.m	GS	GC	304L	316L	
		SI			12	CM 561 100	CM 561 103	-	-

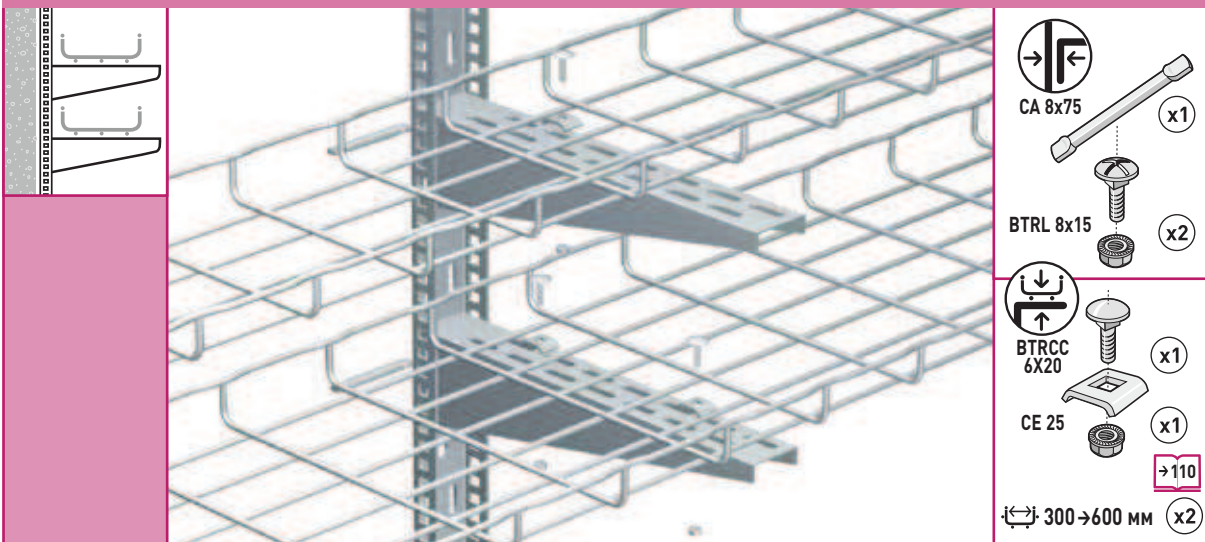


CC21S **CF30 - CF54 - CF80 - CF105** **100 → 300 MM**



CC21S 	L MM	↓ daN	GS	GC	304L	316L
			CC21S 150	150	135	CM 557 860
CC21S 200	200	108	CM 557 870	-	-	CM 557 874
CC21S 300	300	80	CM 557 880	-	-	CM 557 884
CC21S 400	400	92	CM 557 890	-	-	CM 557 894

C - EDF **CF30 - CF54 - CF80 - CF105 - CF150** **100 → 600 MM**

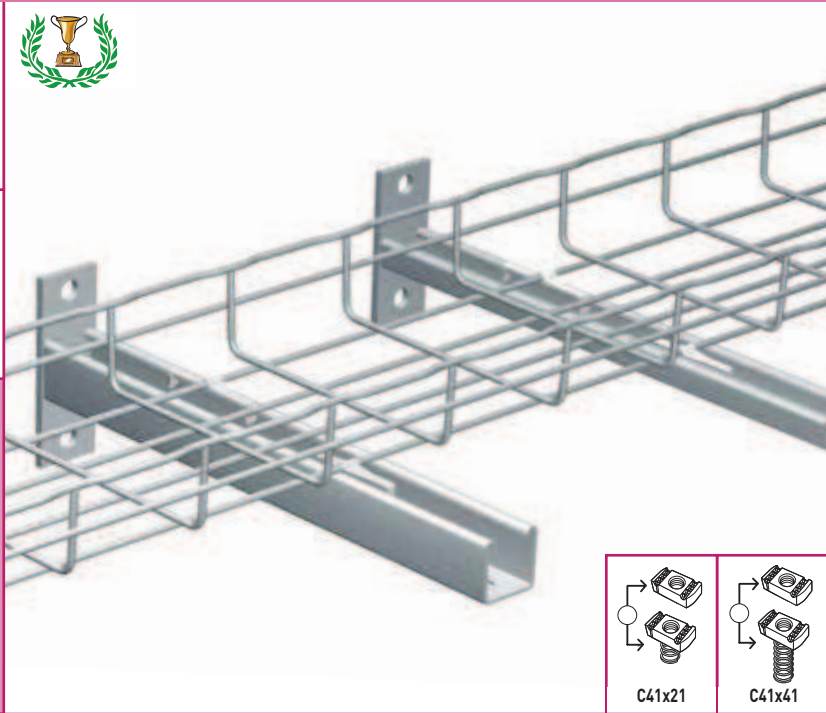
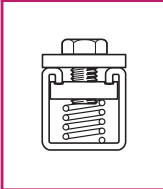
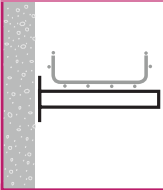


C 	L MM	H MM	↓ daN	GS	GC	304L	316L
				C 100	140	83	260
C 200	220	83	210	CM 557 020	CM 557 023	-	-
C 300	340	84	190	CM 557 030	CM 557 033	-	-
C 400	460	84	170	CM 557 040	CM 557 043	-	-
C 500	555	96	160	CM 557 050	CM 557 053	-	-
C 600	640	108	150	CM 557 060	CM 557 063	-	-

EDF 	L MM	H MM	↓ daN	GS	GC	304L	316L
				EDF 300	270		
EDF 600	630			CM 557 610	CM 557 613	-	-
EDF 1000	1000			CM 561 090	CM 561 093	-	-
EDF 2000	2000			CM 561 010	CM 561 013	CM 561 018	CM 561 014
EDF 3000	3000			CM 561 020	CM 561 023	-	-



C21S / C41S \updownarrow **CF30 – CF54 – CF80 – CF105 – CF150** \rightleftarrows **100 → 600 MM**



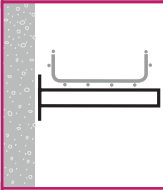
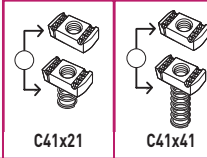


FASTRUT \rightarrow 111

- VHM 6X20 (x1)
- VHM 8X20 (x1)
- CE 40 (x1)
- E41RLM6 (x1)
- E41RLM8 (x1)

\rightarrow 110

\rightleftarrows 300 → 600 MM (x2)



\updownarrow

- BTRCC 6X20 (x1)
- CE 25 (x1)

\rightarrow 110

\rightleftarrows 300 → 600 MM (x2)

C21S

(MM)

	L MM	H MM	F daN	GS	GC	304L	316L
C21S150	150	110	250	-	CM 597 013	-	-
C21S200	200	110	180	-	CM 597 023	-	-
C21S300	300	110	130	-	CM 597 033	-	-
C21S400	400	110	100	-	CM 597 043	-	-


C41S

(MM)

C41S150	150	130	500	-	CM 595 013	-	CM 595 014
C41S200	200	130	450	-	CM 595 023	-	CM 595 024
C41S300	300	130	340	-	CM 595 033	-	CM 595 034
C41S400	400	130	270	-	CM 595 043	-	CM 595 044
C41S500	500	130	270	-	CM 595 053	-	CM 595 054
C41S600	600	130	220	-	CM 595 063	-	CM 595 064




C41D  **CF30 - CF54 - CF80 - CF105 - CF150**  **100 → 600 MM**



C41D		L MM	H MM	F daN	GS	GC	304L	316L
C41D 300		300	180	520	-	CM 596 033	-	-
C41D 400		400	180	430	-	CM 596 043	-	-
C41D 500		500	180	450	-	CM 596 053	-	-
C41D 600		600	180	400	-	CM 596 063	-	-


CRP  **CF30 - CF54 - CF80 - CF105 - CF150**  **100 → 600 MM**



CRP		L MM	H MM	F daN	GS	GC	304L	316L
CRP 100		123	93	220	-	CM 557 213	-	-
CRP 200		223	103	200	-	CM 557 233	-	-
CRP 300		323	111	260	-	CM 557 243	-	-
CRP 400		423	121	260	-	CM 557 253	-	-
CRP 500		525	128	260	-	CM 557 263	-	-
CRP 600		625	138	320	-	CM 557 273	-	-
CRP 700		725	146	320	-	CM 557 383	-	-

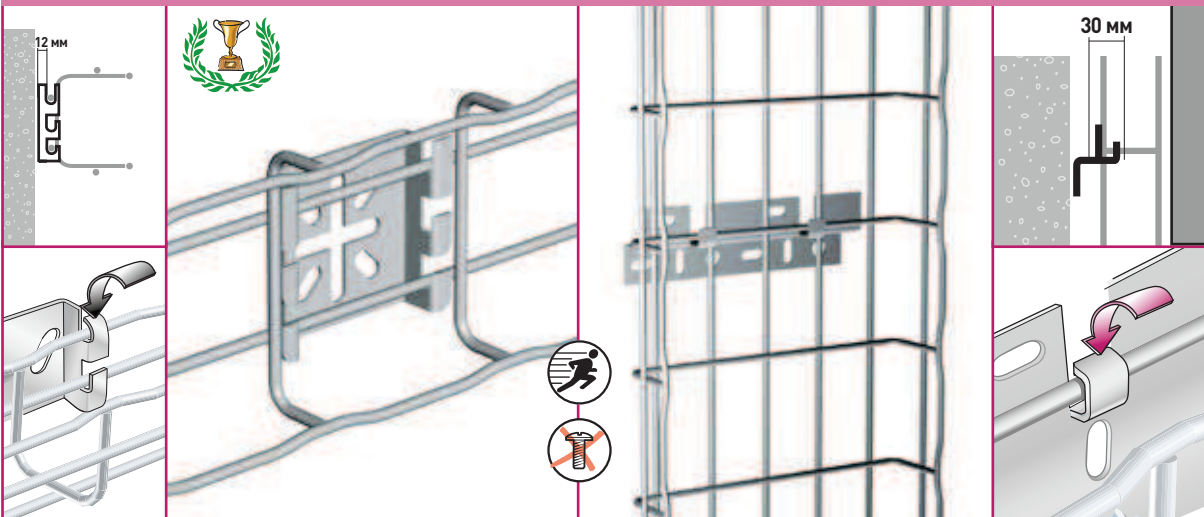


RCSN **CF30 – CF54 – CF80 – CF105** **100 → 600 MM**



RCSN	L MM	daN	GS	GC	304L	316L	
				RCSN 150	150	100	CM 013 150
	RCSN 200	200	100	CM 013 200	CM 013 203	-	CM 013 204
	RCSN 300	300	100	CM 013 300	CM 013 303	-	CM 013 304
	RCSN 400	400	100	CM 013 400	CM 013 403	-	CM 013 404
	RCSN 500	500	100	CM 013 500	CM 013 503	-	CM 013 504
	RCSN 550	550	100	CM 013 550	CM 013 553	-	-
	RCSN 600	600	100	CM 013 600	CM 013 603	-	CM 013 604
	RCSN 1000	1000	100	CM 013 010	CM 013 013	-	CM 013 014
	RCSN 2000	2000	100	CM 013 020	CM 013 023	CM 013 028	CM 013 024
	RCSN 3000	3000	100	CM 013 030	CM 013 033	CM 013 038	CM 013 034


CM 50XL – FV1 **CF30 → CF105** **100 → 600 MM**



		daN	GS	GC	304L	316L
CM 50XL 	CM50XL	100	CM 586 130	CM 586 133	CM 586 138	CM 586 134
FV 1 	FV1	100	CM 586 070	CM 586 073	-	CM 586 074

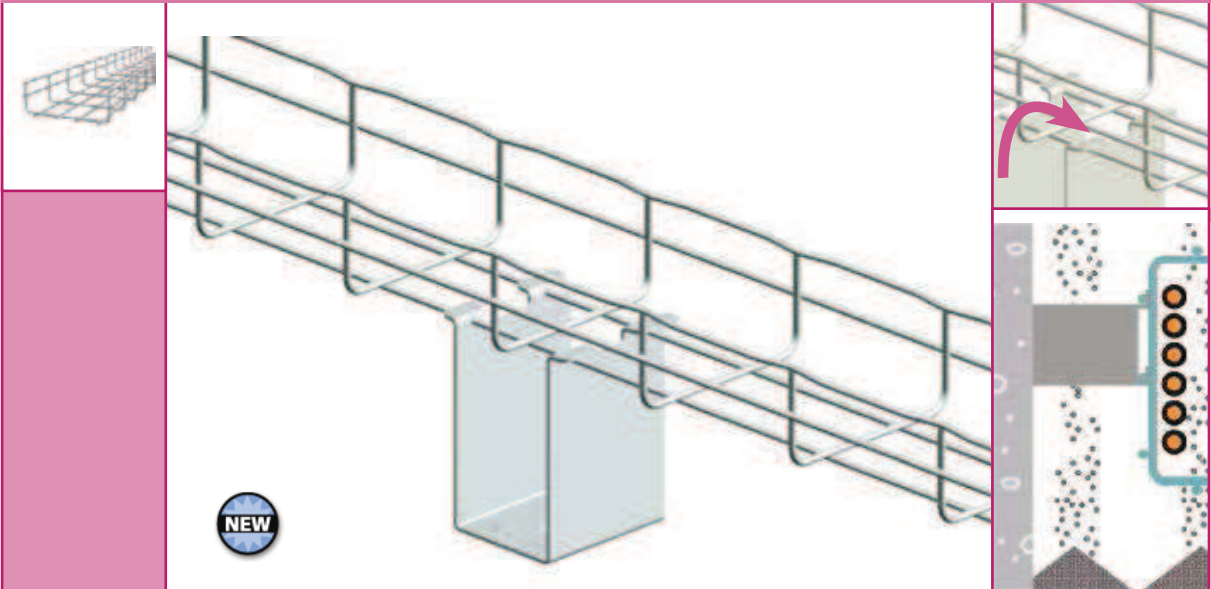


CM 100/25 **CF54 - 105** **50 → 100 MM**



CM 100/25 (MM)	CM 100/25	 MM 100	EZ	DC	304L	316L
				CM 595 907	CM 595 900	


CM 100/50 **CF54 - CF105** **100 → 600 MM**

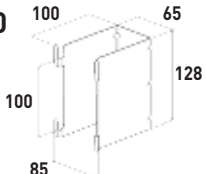







CM 100/50 (MM)	CM 100/50	 MM 100	EZ	DC	304L	316L
				CM 595 917	CM 595 910	




CM 100/100  **CF54 - 105**  **100 → 600 MM**



CM 100/100  (MM)	CM 100/100	 100				
			CM 595 927	CM 595 920		

UC 100/50  **CF30 - CF54**  **50 MM**



UC 100/50  (MM)	UC 100/50	 100				
			CM 595 937	CM 595 930		




Крепление к потолку

Ceiling mounting

Pose au plafond

Кріплення до стелі

Төбеге арналған бекітпе



ЦЕНТРАЛЬНЫЕ ПОДВЕСЫ
CENTRAL HANGERS
SUSPENSION CENTRALE
ЦЕНТРАЛЬНІ ПІДВІСИ
ОРТАЛЫҚ ІЛГІШТЕР

52



ПРОФИЛИ ДЛЯ ЛЕГКОЙ НАГРУЗКИ
LIGHT DUTY PENDANTS
PENDARDS LEGERS
ПРОФІЛІ
ДЛЯ ЛЕГКОГО НАВАНТАЖЕННЯ
ЖЕҢІЛ ЖҮКТЕМЕЛЕРГЕ
АРНАЛҒАН ПРОФИЛЬДЕР

60



КРЕПЛЕНИЕ К ПОТОЛКУ СО ШПИЛЬКАМИ
TRAPEZE
EN BALANCELLE
КРІПЛЕННЯ ДО СТЕЛІ ЗІ ШПИЛЬКАМИ
ТӨБЕГЕ АРНАЛҒАН ШПИЛЬКАЛЫ
БЕКІТПЕ

56



ПРОФИЛИ ДЛЯ СРЕДНЕЙ НАГРУЗКИ
MEDIUM DUTY PENDANTS
PENDARDS MOYENS
ПРОФІЛІ
ДЛЯ СЕРЕДНЬОГО НАВАНТАЖЕННЯ
ОРТАША ЖҮКТЕМЕЛЕРГЕ
АРНАЛҒАН ПРОФИЛЬДЕР

62



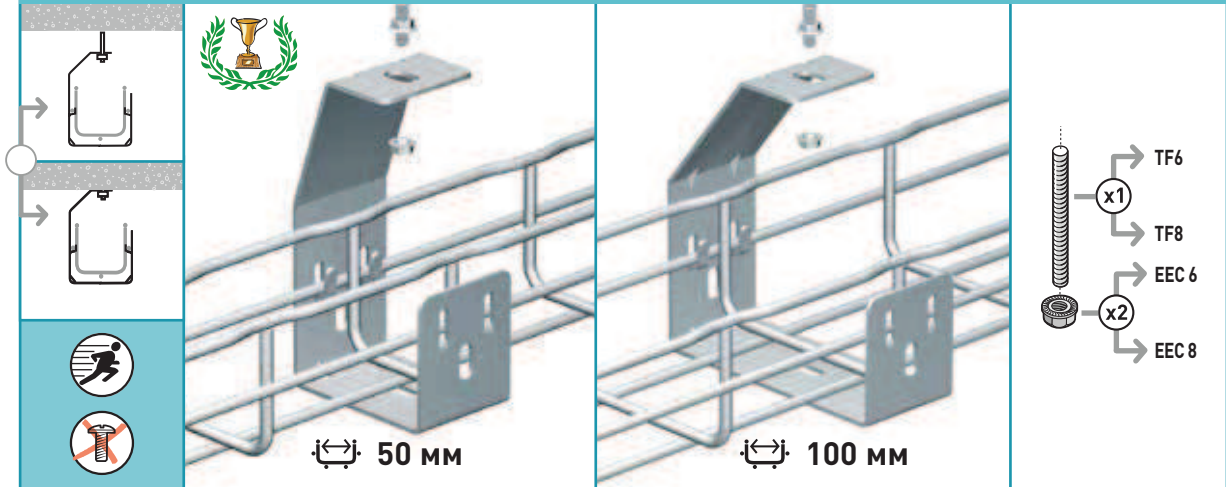
МОНТАЖ
С ПОМОЩЬЮ С-ОБРАЗНЫХ ДЕРЖАТЕЛЕЙ
C MOUNTING
MONTAGE EN LYRE
МОНТАЖ
ЗА ДОПОМОГОЮ С-ПОДІБНИХ КРІПЛЕНЬ
С-ТӨРІЗДЕС БЕКІТПЕЛЕРМЕН МОНТАЖ

59




УСИЛЕННЫЕ ПОТОЛОЧНЫЕ ПРОФИЛИ
HEAVY DUTY PENDANTS
PENDARDS LOURDS
ПІДСИЛЕНІ СТЕЛЬОВІ ПРОФІЛІ
НҮҒАЙТЫЛҒАН ТӨБЕЛІК
ПРОФИЛЬДЕР

66

SF 50/100 **CF30 – CF54** **50 → 300 MM**


SF 50	SF 100			daN	GS	GC	304L	316L
 (MM) → CF30/50 & CF 54/50	 → CF30/100 & CF 54/100	SF 50	1	30	CM 586 140	CM 586 143	-	CM 586 144
		SF 100	1	26	CM 586 100	CM 586 103	-	CM 586 104

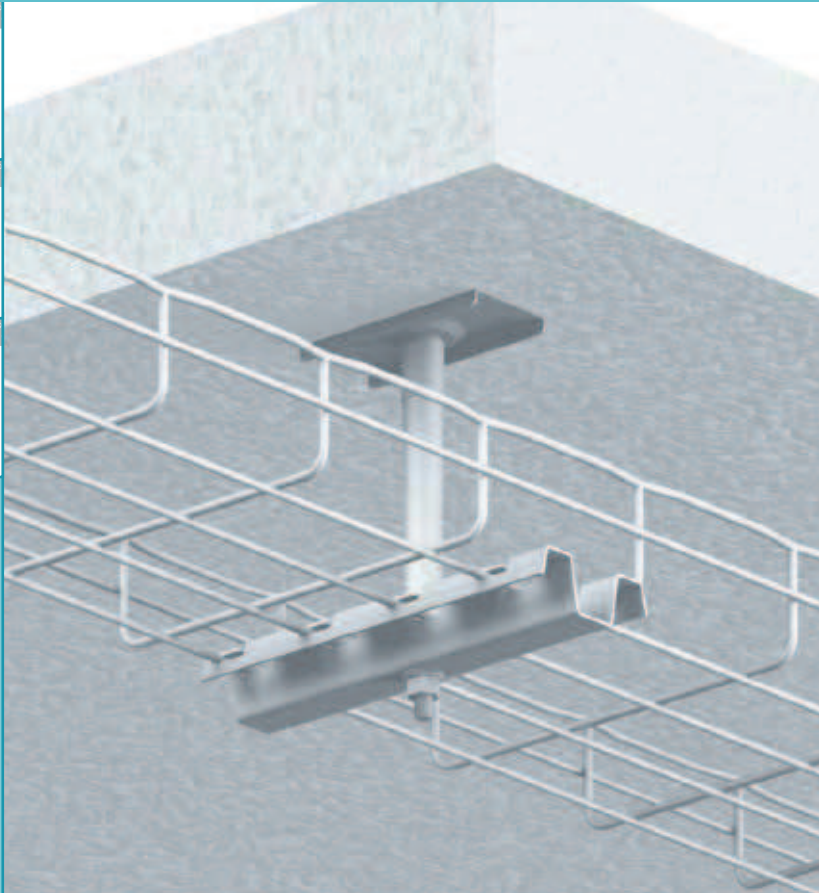
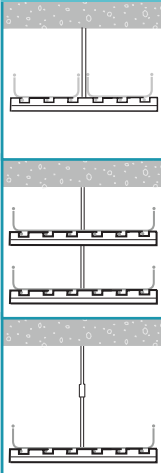
CEQ/UC50 **CF30 – CF54** **50 MM**


CEQ			daN	GS	GC	304L	316L
 (MM)	CEQ 100	1	12	CM 557 300	CM 557 303	-	CM 557 304
 (MM)	UC 50	1	12	CM 586 040	CM 586 043	CM 586 048	CM 586 044

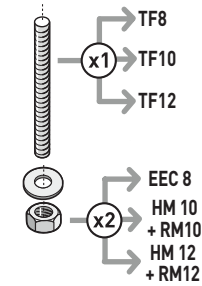
SAS CF30 – CF54 100 → 150 MM							
 						TF 6 (x1) EEC 6 (x2)	
SAS (MM)	SAS	1	daN 60	EZ CM 586 031	DC CM 586 037	304L -	316L -

CE 40 – CM50XL CF30 – CF54 100 → 200 MM							
						TF 6 (x1) CE 40 (x2) EEC 6 (x2)	
CE 40 (MM)	CE40	25	daN 100	EZ CM 558 051	DC CM 558 053	304L CM 558 058	316L CM 558 054
CM 50XL (MM)	CM50XL		100	GS CM 586 130	GC CM 586 133	CM 586 138	CM 586 134

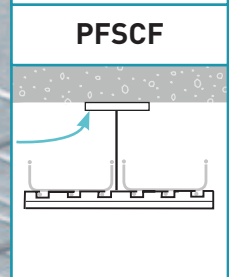
SCF \updownarrow CF30 - CF54 \leftrightarrow 200 \rightarrow 600 MM



FASLOT
FAST ASSEMBLING SYSTEM

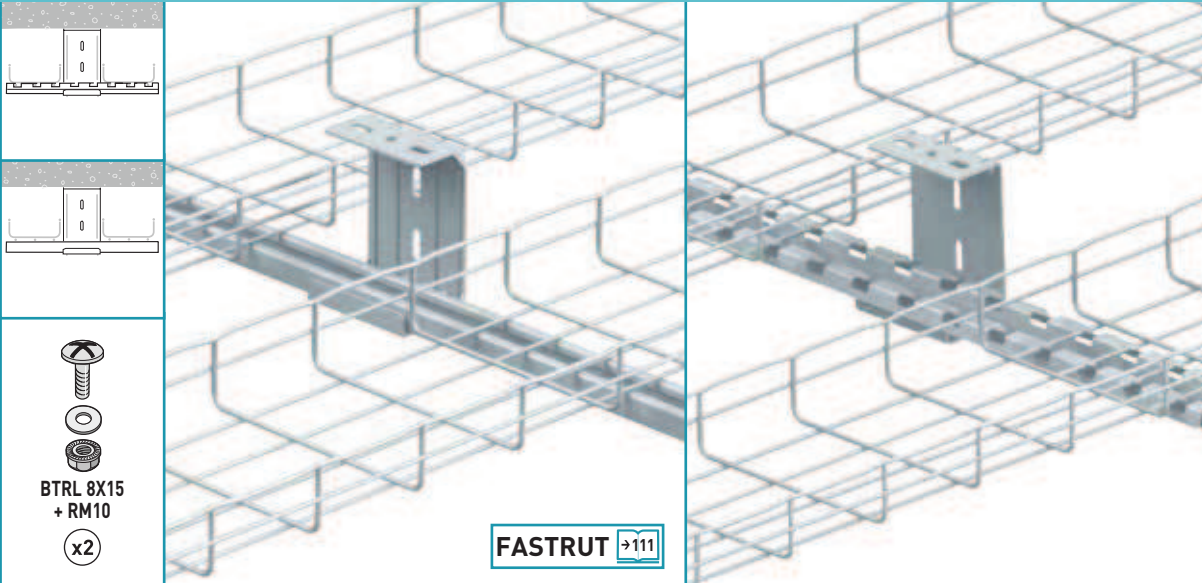


\rightarrow 111



SCF		$\frac{L}{MM}$	$\frac{F}{daN}$	$\frac{F}{daN}$	$\frac{F}{daN}$	GS	GC	304L	316L
SCF 200		194	200	37	CM 586 200	-	-	-	
SCF 300		294	160	29	CM 586 300	-	-	-	
SCF 400		394	141	23	CM 586 400	-	-	-	
SCF 450		444	130	20	CM 586 450	-	-	-	
SCF 500		494	121	20	CM 586 500	-	-	-	
SCF 600		594	99	19	CM 586 600	-	-	-	
PFSCF		100	-	-	CM 586 210	-	-	-	
EXT-SCF		$\frac{L}{MM}$	$\frac{H}{MM}$						
EXT-SCF 50	50	200	-	CM 586 810	-	-	-		
EXT-SCF 100	100	250	-	CM 586 820	-	-	-		
EXT-SCF 150	150	300	-	CM 586 830	-	-	-		
EXT-SCF 325	325	475	-	CM 586 840	-	-	-		

UCS **CF30 – CF54** **50 → 300 MM**

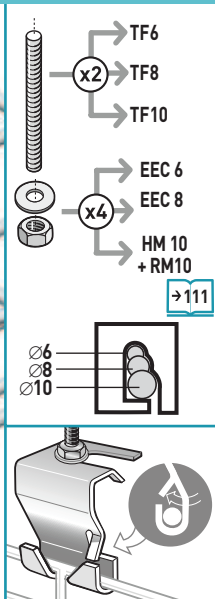

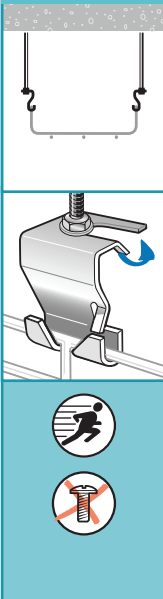


UCS		L MM	daN.m	GS	GC	304L	316L
	UCS	100	18	CM 586 150	CM 586 153	-	CM 586 154
R21S 	R21S3000	3000	1,75 MM	CM 597 320	CM 597 323	CM 597 328*	CM 597 324*
RCSN 	RCSN 150 RCSN 200 RCSN 300 RCSN 400 RCSN 500 RCSN 550 RCSN 600 RCSN 1000 RCSN 2000 RCSN 3000	150 200 300 400 500 550 600 1000 2000 3000	-	CM 013 150 CM 013 200 CM 013 300 CM 013 400 CM 013 500 CM 013 550 CM 013 600 CM 013 010 CM 013 020 CM 013 030	CM 013 153 CM 013 203 CM 013 303 CM 013 403 CM 013 503 CM 013 553 CM 013 603 CM 013 013 CM 013 023 CM 013 033	- - - - - - - CM 013 028 CM 013 038	CM 013 154 CM 013 204 CM 013 304 CM 013 404 CM 013 504 - CM 013 604 CM 013 014 CM 013 024 CM 013 034

* 2MM

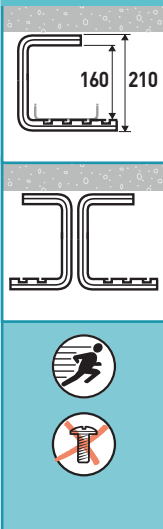


AS **CF30 – CF54 – CF80 – CF105** **100 → 600 MM**



AS		AS	50	100 daN	GS	DC	304L	316L
					CM 586 020	CM 586 023	-	CM 586 024

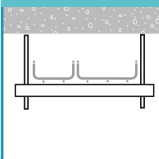
CSNC **CF30 – CF54 – CF80 – CF105** **100 → 450 MM**



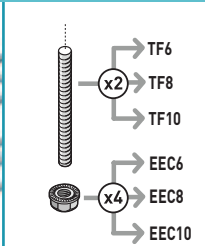
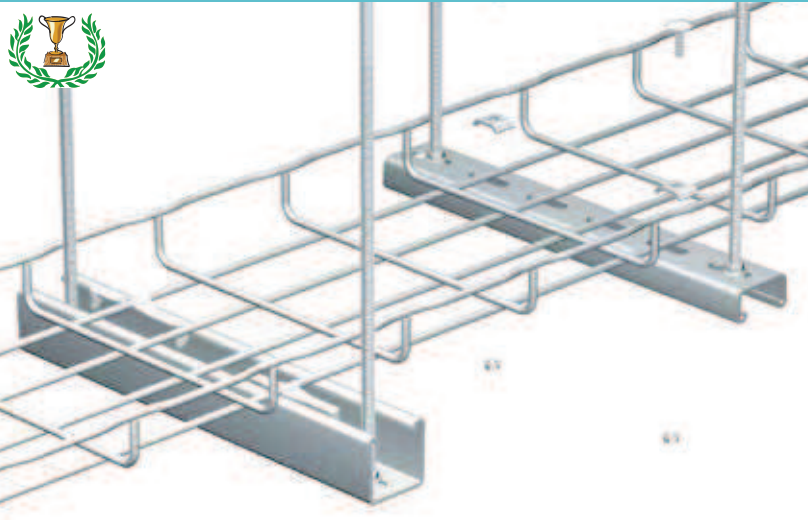
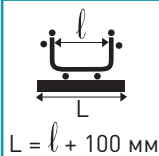
CSNC		CSNC 100	CSNC 150	CSNC 200	CSNC 300	CSNC 400	CSNC 450	$\frac{L1}{MM}$	$\frac{L2}{MM}$	daN	GS	GC	304L	316L			
								170	170		170	288	288	288	CM 556 300	CM 556 303	-
								120	100	80	70	48	44	CM 556 310	CM 556 313	-	CM 556 314
								228	278	70	48	44	CM 556 320	CM 556 323	-	CM 556 324	
								378	478	48	44	CM 556 330	CM 556 333	-	-		
								478	528	44	CM 556 340	CM 556 343	-	-			
								528		44	CM 556 350	CM 556 353	-	-			



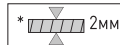
R41S – R21S \updownarrow CF30 – CF54 – CF80 – CF105 – CF150 \leftrightarrow 100 → 600 MM



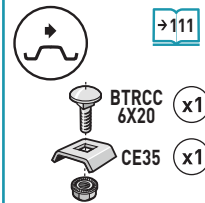
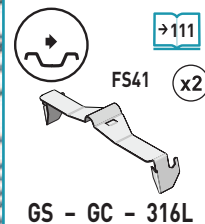
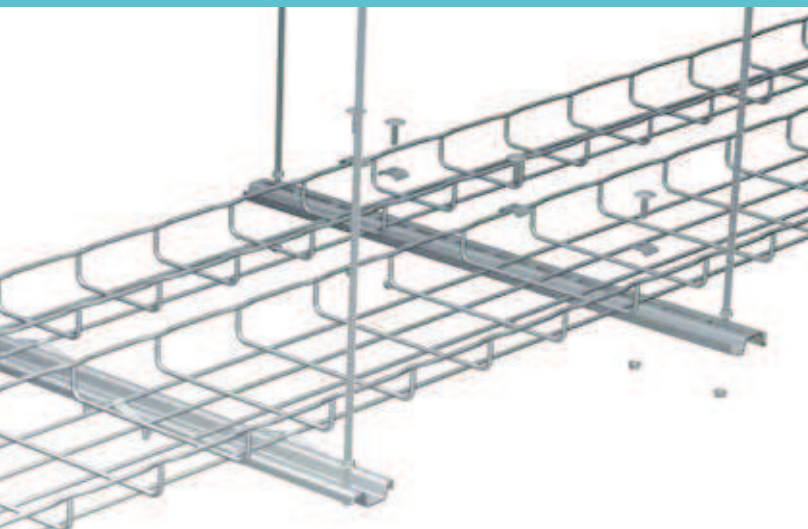
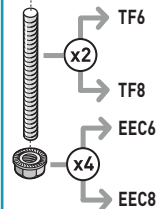
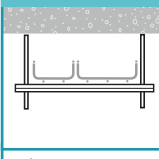
FASTRUT



R41S (MM)	L MM	H MM	F daN	GS	GC	304L	316L
				R41S1000	1000	2,5	-
R41S2000	2000	2,5	-	CM 595 510	CM 595 513	-	-
R41S3000	3000	2,5	-	CM 595 520	CM 595 523	CM 595 528*	CM 595 524*
R41S6000	6000	2,5	-	CM 595 530	CM 595 533	-	-
RE41S3000	3000	2,0	-	CM 595 540	CM 595 543	-	-
R21S (MM)	L MM	H MM	F daN	GS	GC	304L	316L
R21S3000	3000	1,75	-	CM 597 320	CM 597 323	CM 597 328*	CM 597 324*

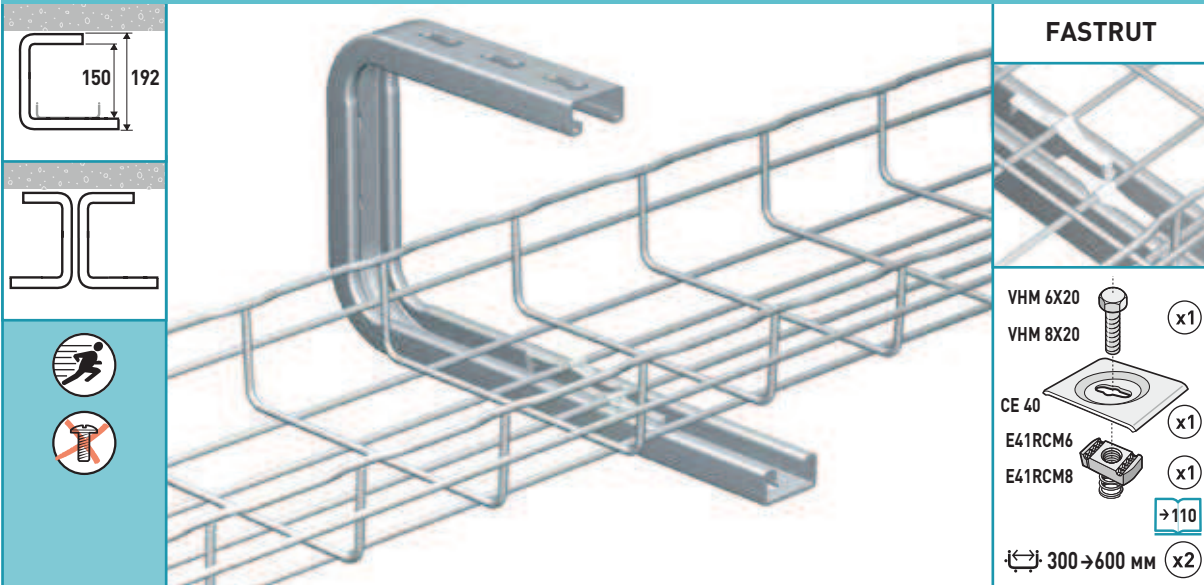


RCS \updownarrow CF30 – CF54 – CF80 – CF105 \leftrightarrow 100 → 600 MM



RCS (MM)	L MM	H MM	F daN	GS	GC	304L	316L
RCS 1000	1000	8,5x40	-	CM 002 920	CM 002 923	-	-
RCS 2000	2000	51	-	CM 002 930	CM 002 933	-	-
RCS 3000	3000	51	-	CM 002 940	CM 002 943	-	-

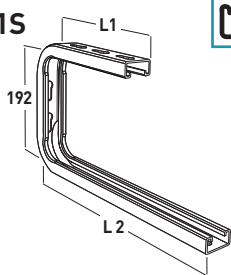
CCP21S CF30 - CF54 - CF80 - CF105 100 → 300 MM



FASTRUT

- VHM 6X20 (x1)
 - VHM 8X20 (x1)
 - CE 40 (x1)
 - E41RCM6 (x1)
 - E41RCM8 (x1)
- 110
- 300 → 600 MM (x2)


CCP21S



(MM)

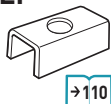
	L1 MM	L2 MM	\downarrow daN	GS	GC	304L	316L
CCP21S 150	142	150	145	CM 597 700	CM 597 703	-	CM 597 704
CCP21S 200	142	200	125	CM 597 710	CM 597 713	-	CM 597 714
CCP21S 300	192	300	88	CM 597 720	CM 597 723	-	CM 597 724
CCP21S 400	242	400	92	CM 597 730	CM 597 733	-	CM 597 734

CSC CF30 - CF54 - CF80 - CF105 100 → 300 MM



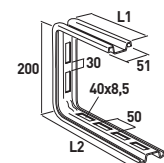
- BTRCC 6X20 (x1)
 - CE 25 (x1)
- 110
- 300 MM (x2)

ECLI



(MM)

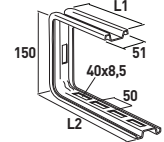
CSC



(MM)

	L1 MM	L2 MM	\downarrow daN	GS	GC	304L	316L
CSC 100	130	145	73	CM 002 760	CM 002 763	-	-
CSC 200	180	245	60	CM 002 770	CM 002 773	-	-
CSC 300	230	345	48	CM 002 780	CM 002 783	-	-

CSCC

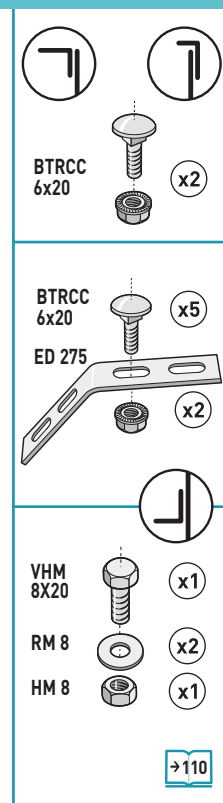

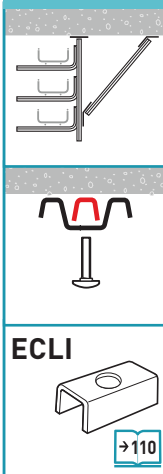


(MM)

CSCC 100	130	145	73	CM 012 760	CM 012 763	-	CM 012 764
CSCC 200	180	245	60	CM 012 770	CM 012 773	-	CM 012 774
CSCC 300	230	345	48	CM 012 780	CM 012 783	-	CM 012 784



RCS - PS CF30 - CF54 50 → 300 MM



RCS	CS	ED 275	SPST	PS	L MM	F daN	GS	GC	304L	316L	
<p>8,5x40 L 51 (MM)</p>	<p>8,5x40 51 100 50 L (MM)</p>	<p>12,5x7 L (MM)</p>	<p>180 20 35 12 7x7 150 100 (MM)</p>	<p>100 51 8,5x40 H (MM)</p>	<p>RCS 1000 RCS 2000 RCS 3000</p>	<p>1000 2000 3000</p>	<p>- - -</p>	<p>CM 002 920 CM 002 930 CM 002 940</p>	<p>CM 002 923 CM 002 933 CM 002 943</p>	<p>- - -</p>	<p>- CM 002 934 -</p>
					<p>CS 100 CS 200 CS 300</p>	<p>153 245 345</p>	<p>72 67 70</p>	<p>CM 002 700 CM 002 710 CM 002 720</p>	<p>CM 002 703 CM 002 713 CM 002 723</p>	<p>- - -</p>	<p>CM 002 704 CM 002 714 CM 002 724</p>
					<p>ED 275</p>	<p>275</p>	<p>-</p>	<p>CM 558 221 CM 558 223</p>	<p>CM 558 228</p>	<p>CM 558 224</p>	
					<p>SPST</p>	<p>-</p>	<p>-</p>	<p>CM 561 300 CM 561 303</p>	<p>-</p>	<p>-</p>	
					<p>PS 400 PS 500 PS 600</p>	<p>445 545 645</p>	<p>13 13 13</p>	<p>CM 002 730 CM 002 740 CM 002 750</p>	<p>CM 002 733 CM 002 743 CM 002 753</p>	<p>- - -</p>	<p>CM 002 734 - -</p>

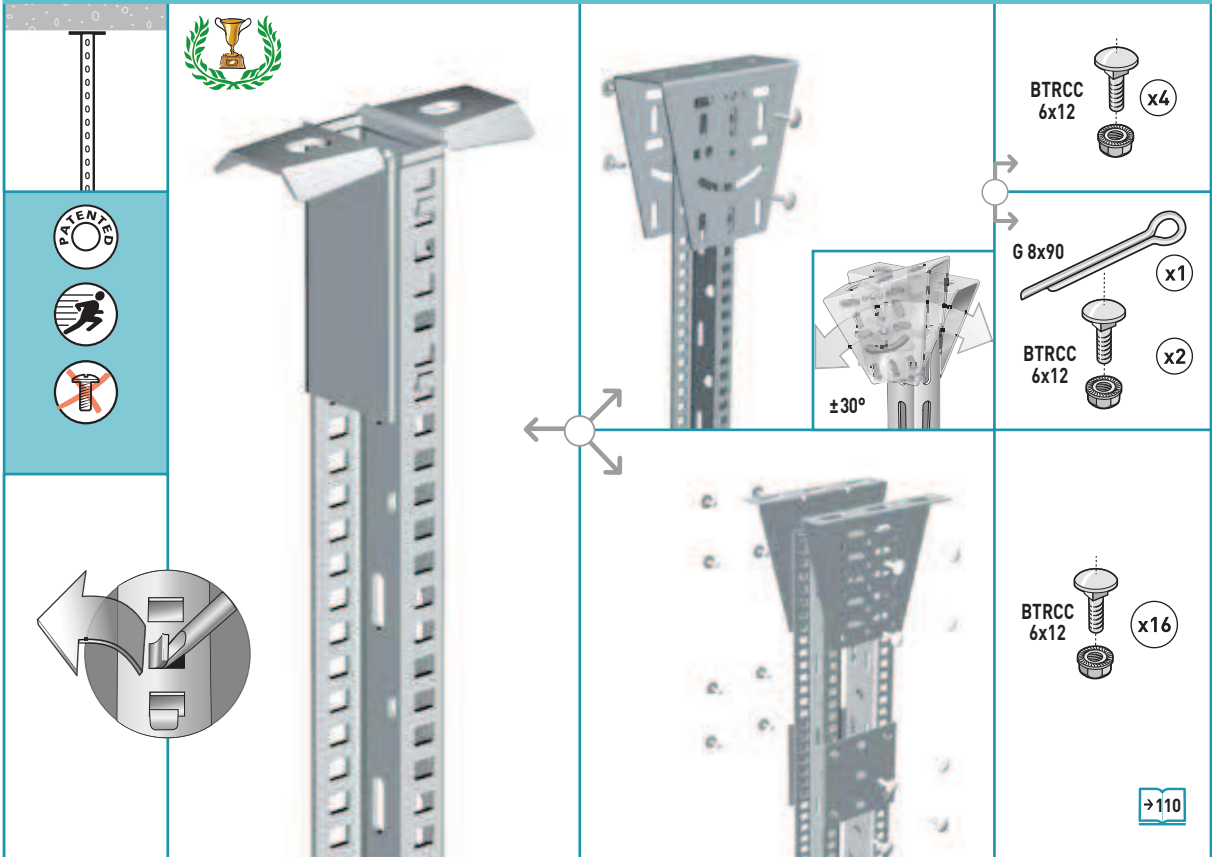


PCSN **CF30 – CF54 – CF80 – CF105** **100 → 450 MM**

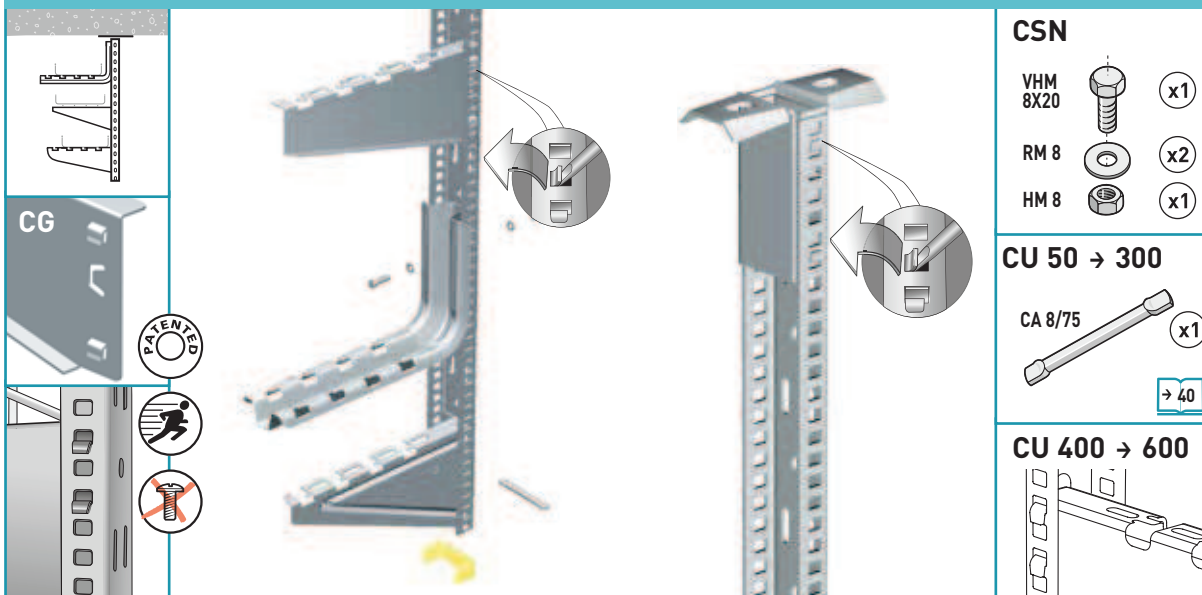


PCSN		L MM	daN.m	GS	GC	304L	316L
PCSN 300	 EPVCSN EP4X 	300	25	CM 556 630	CM 556 633	-	CM 556 634
PCSN 400		400	25	CM 556 600	CM 556 603	-	CM 556 604
PCSN 500		500	25	CM 556 610	CM 556 613	-	-
PCSN 600		600	25	CM 556 620	CM 556 623	-	-
				PVC			
				CM 559 605	-	-	-
				CM 559 665	-	-	-
CSN							
			\downarrow daN				
CSN 100		178	130	CM 556 100	CM 556 103	CM 556 108	CM 556 104
CSN 150		228	110	CM 556 110	CM 556 113	CM 556 118	CM 556 114
CSN 200		278	85	CM 556 120	CM 556 123	CM 556 128	CM 556 124
CSN 300		378	73	CM 556 130	CM 556 133	CM 556 138	CM 556 134
CSN 400		478	56	CM 556 140	CM 556 143	-	-
CSN 450		528	50	CM 556 150	CM 556 153	-	-

EDF CF30 - CF54 - CF80 - CF105 100 → 600 MM



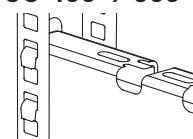
		daN.m	GS	GC	304L	316L
PFREDF (MM)	PFREDF	18	CM 561 080	-	-	CM 561 084
DF (MM)	DF	28	CM 561 060	CM 561 063	-	CM 561 064
SPST (MM)	SPST	-	CM 561 300	CM 561 303	-	-
DFA (MM)	DFA	-	CM 561 040	CM 561 043	-	-
ERD10 (MM)	ERD 10	-	CM 561 050	DC CM 561 053	-	-

EDF **CF30 – CF54 – CF80 – CF105** **100 → 600 mm**

CSN

- VHM 8X20 x1
- RM 8 x2
- HM 8 x1

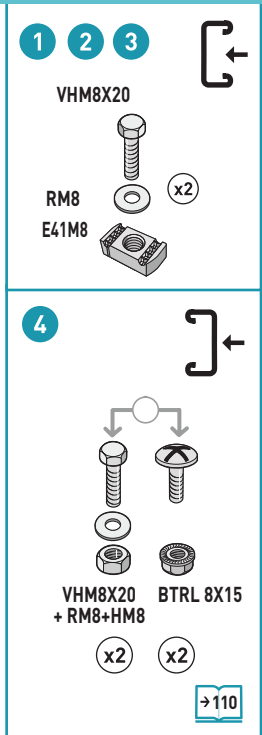
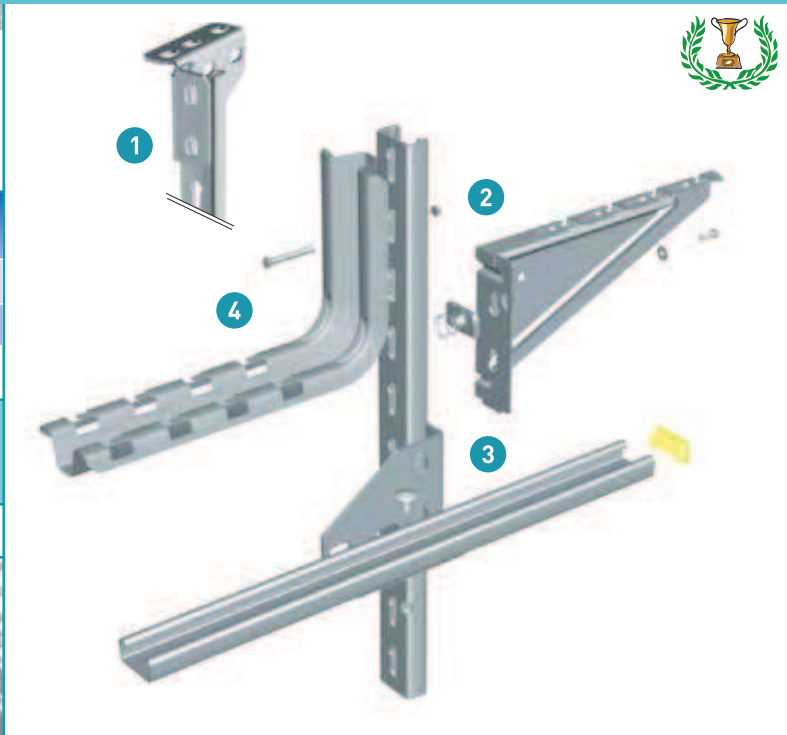
CU 50 → 300

- CA 8/75 x1
- 40

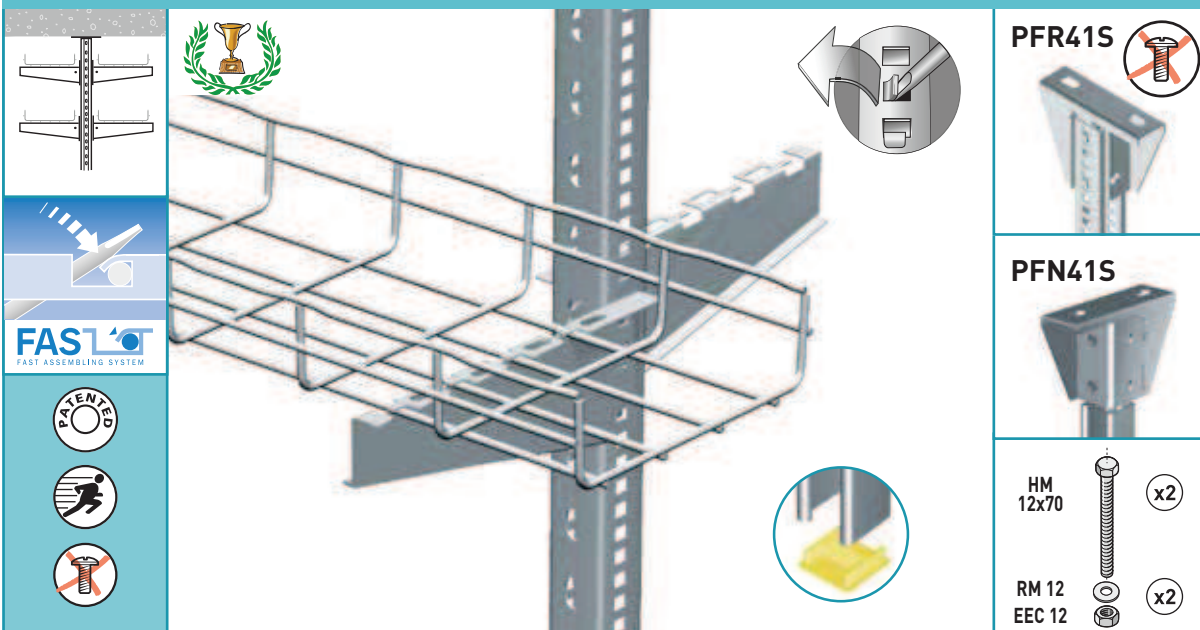
CU 400 → 600


EDF		L MM	H MM	F daN	GS	GC	304L	316L
<p>EDF 2000</p>		2000	-	-	CM 561 010	CM 561 013	CM 561 018	CM 561 014
<p>EPEDF</p>		-	-	-	PVC CM 559 615	-	-	-
<p>PFREDF</p>		-	-	18	GS CM 561 080	-	-	CM 561 084
<p>CG</p>				F daN				
	CG 100	153	73	55	CM 557 920	-	-	CM 557 924
	CG 150	203	73	50	CM 557 930	-	-	CM 557 934
	CG 200	253	87	65	CM 557 940	-	-	CM 557 944
	CG 300	353	87	70	CM 557 950	-	-	CM 557 954
	CG 400	453	103	100	CM 557 960	-	-	CM 557 964
	CG 500	553	103	85	CM 557 970	-	-	CM 557 974
<p>CU 50 → 300</p>								
	CU 50	107	85	65	CM 557 400	CM 557 403	-	CM 557 404
	CU 100	157	85	50	CM 557 410	CM 557 413	-	CM 557 414
	CU 150	207	124	120	CM 557 420	CM 557 423	-	CM 557 424
	CU 200	257	139	110	CM 557 430	CM 557 433	-	CM 557 434
	CU 300	357	139	120	CM 557 440	CM 557 443	-	CM 557 444
<p>CU 400 → 600</p>								
	CU 400	457	138	115	CM 557 450	CM 557 453	-	CM 557 454
	CU 500	557	138	165	CM 557 460	CM 557 463	-	CM 557 464
	CU 600	657	138	145	CM 557 470	CM 557 473	-	CM 557 474

R21S CF30 - CF54 - CF80 - CF105 100 → 300 MM




R21S		L MM	 MM	↓ daN	GS	GC	304L	316L	daN.m								
									↺	↻							
R21S3000		3000	1,75	-	CM 597 320	CM 597 323	CM 597 328*	CM 597 324*									
SU41		-	-	35	CM 595 340	-	-	-									
EP21		-	-	-	PVC CM 559 675	-	-	-									
C21S		L MM	H MM	↓ daN	GS	GC	304L	316L	daN.m								
C21S 150									150	-	250	-	CM 597 013	-	-		
C21S 200									200	-	180	-	CM 597 023	-	-		
C21S 300	300	-	130	-	CM 597 033	-	-	-									
CC21S		L MM	H MM	↓ daN	GS	GC	304L	316L	daN.m								
CC21S 150									150	100	135	CM 557 860	-	-	CM 557 864		
CC21S 200									200	150	108	CM 557 870	-	-	CM 557 874		
CC21S 300									300	200	80	CM 557 880	-	-	CM 557 884		
PC21S 500									500	-	-	CM 557 900	-	-	CM 557 904		
PC21S 800	800	-	-	CM 557 910	-	-	CM 557 914										
CSN		L MM	H MM	↓ daN	GS	GC	304L	316L	daN.m								
CSN 100									178	-	130	CM 556 100	CM 556 103	CM 556 108	CM 556 104		
CSN 150									228	-	110	CM 556 110	CM 556 113	CM 556 118	CM 556 114		
CSN 200									278	-	85	CM 556 120	CM 556 123	CM 556 128	CM 556 124		
CSN 300									378	-	73	CM 556 130	CM 556 133	CM 556 138	CM 556 134		
INTERFAS		100	-	-	CM 557 800	CM 557 803	-	-									
CU 50 → 300		L MM	H MM	↓ daN	GS	GC	304L	316L	daN.m								
CU 50									107	85	65	CM 557 400	CM 557 403	-	CM 557 404		
CU 100									157	85	50	CM 557 410	CM 557 413	-	CM 557 414		
CU 150									207	124	120	CM 557 420	CM 557 423	-	CM 557 424		
CU 200									257	139	110	CM 557 430	CM 557 433	-	CM 557 434		
CU 300									357	139	120	CM 557 440	CM 557 443	-	CM 557 444		


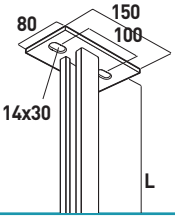

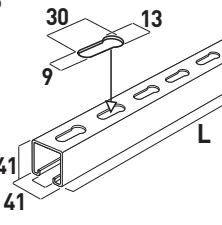

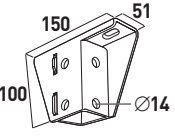
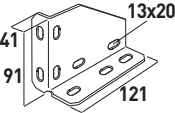

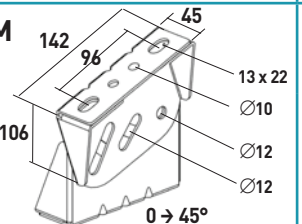
RE41SP **CF30 – CF54 – CF80 – CF105** **100 → 600 MM**


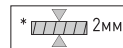
RE41SP		L MM		MM		daN	GS	GC	304L	316L
		RE41SP500	500	2	-	CM 595 750	-	-	-	-
		RE41SP800	800	2	-	CM 595 780	-	-	-	-
		RE41SP1000	1000	2	-	CM 595 790	-	-	-	-
		RE41SP3000	3000	2	-	CM 595 700	-	-	-	-
PFN41S						daN.m				
		PFN41S	-	-	100	CM 595 360	CM 595 363	-	-	CM 595 364
PFR41S										
		PFR41S	-	-	45	CM 595 380	-	-	-	-
CG						daN				
		CG 100	153	73	70	CM 557 920	-	-	-	CM 557 924
		CG 150	203	73	65	CM 557 930	-	-	-	CM 557 934
		CG 200	253	87	75	CM 557 940	-	-	-	CM 557 944
		CG 300	353	87	80	CM 557 950	-	-	-	CM 557 954
		CG 400	453	103	120	CM 557 960	-	-	-	CM 557 964
		CG 500	553	103	105	CM 557 970	-	-	-	CM 557 974
SU41						daN.m				
		SU41	-	-	35	CM 595 340	-	-	-	-
EP41							PVC			
		EP41	-	-	-	CM 559 625	-	-	-	-



R41S CF30 - CF54 - CF80 - CF105 - CF150 50 → 600 MM



P41S			$\frac{L}{MM}$	\odot daN.m	GS	GC	304L	316L
		P41S300	300	100	-	CM 595 153	-	-
		P41S400	400	100	-	CM 595 163	-	-
		P41S500	500	100	-	CM 595 103	-	CM 595 104
		P41S600	600	100	-	CM 595 173	-	-
		P41S800	800	100	-	CM 595 113	-	CM 595 114
		P41S1000	1000	100	-	CM 595 123	-	CM 595 124
		P41S1500	1500	100	-	CM 595 133	-	CM 595 134
		P41S2000	2000	100	-	CM 595 143	-	CM 595 144
R41S				$\frac{MM}{MM}$				
		R41S3000	3000	2,5	CM 595 520	CM 595 523	CM 595 528*	CM 595 524*
		RE41S3000	3000	2,0	CM 595 540	CM 595 543	-	-
PFN41S				\odot daN.m				
		PFN41S	-	100	CM 595 360	CM 595 363	-	CM 595 364
SU41								
		SU41	-	35	CM 595 340	-	-	-
EP41					PVC			
		EP41	-	-	CM 559 625	-	-	-
PFRM					GS			
		PFRM	-	-	CM 561 110	CM 561 113	-	CM 561 114



R41S \updownarrow CF30 – CF54 – CF80 – CF105 – CF150 \leftrightarrow 50 \rightarrow 600 MM

FAST ASSEMBLING SYSTEM

FASTRUT

- VHM 12x25 x2
- RM12
- E41x12
- BTRL 8X15 x2
- VHM8X20 + RM8+HM8 x2
- VHM12X25 + RM12+HM12 x2

[→110](#)

R41S			\downarrow L MM	 MM	\downarrow daN	GS	GC	304L	316L
		R41S3000 RE41S3000*	3000 3000	2,5 2,0	- -	CM 595 520 CM 595 540	CM 595 523 CM 595 543	CM 595 528*	CM 595 524*
		EP41	-	-	-	PVC CM 559 625	-	-	-
CSN INTERFAS						GS			
		CSN 100	178	-	130	CM 556 100	CM 556 103	CM 556 108	CM 556 104
		CSN 150	228	-	110	CM 556 110	CM 556 113	CM 556 118	CM 556 114
		CSN 200	278	-	85	CM 556 120	CM 556 123	CM 556 128	CM 556 124
		CSN 300	378	-	73	CM 556 130	CM 556 133	CM 556 138	CM 556 134
		CSN 400	478	0,7	56	CM 556 140	CM 556 143	-	-
		CSN 450	528	0,9	50	CM 556 150	CM 556 153	-	-
		INTERFAS	100	-	-	CM 557 800	CM 557 803	-	-
C41S									
		C41S150	150	-	500	-	CM 595 013	-	CM 595 014
		C41S200	200	-	450	-	CM 595 023	-	CM 595 024
		C41S300	300	-	340	-	CM 595 033	-	CM 595 034
		C41S400	400	-	270	-	CM 595 043	-	CM 595 044
		C41S500	500	-	270	-	CM 595 053	-	CM 595 054
		C41S600	600	-	220	-	CM 595 063	-	CM 595 064
CU 400 \rightarrow 600				H MM					
		CU 400	457	138	115	CM 557 450	CM 557 453	-	CM 557 454
		CU 500	557	138	165	CM 557 460	CM 557 463	-	CM 557 464
		CU 600	657	138	145	CM 557 470	CM 557 473	-	CM 557 474
CRP									
		CRP 100	123	93	240	-	CM 557 213	-	-
		CRP 200	223	103	220	-	CM 557 233	-	-
		CRP 300	323	111	300	-	CM 557 243	-	-
		CRP 400	423	121	280	-	CM 557 253	-	-
		CRP 500	525	128	260	-	CM 557 263	-	-
		CRP 600	625	138	320	-	CM 557 273	-	-
		CRP 700	725	146	320	-	CM 557 383	-	-

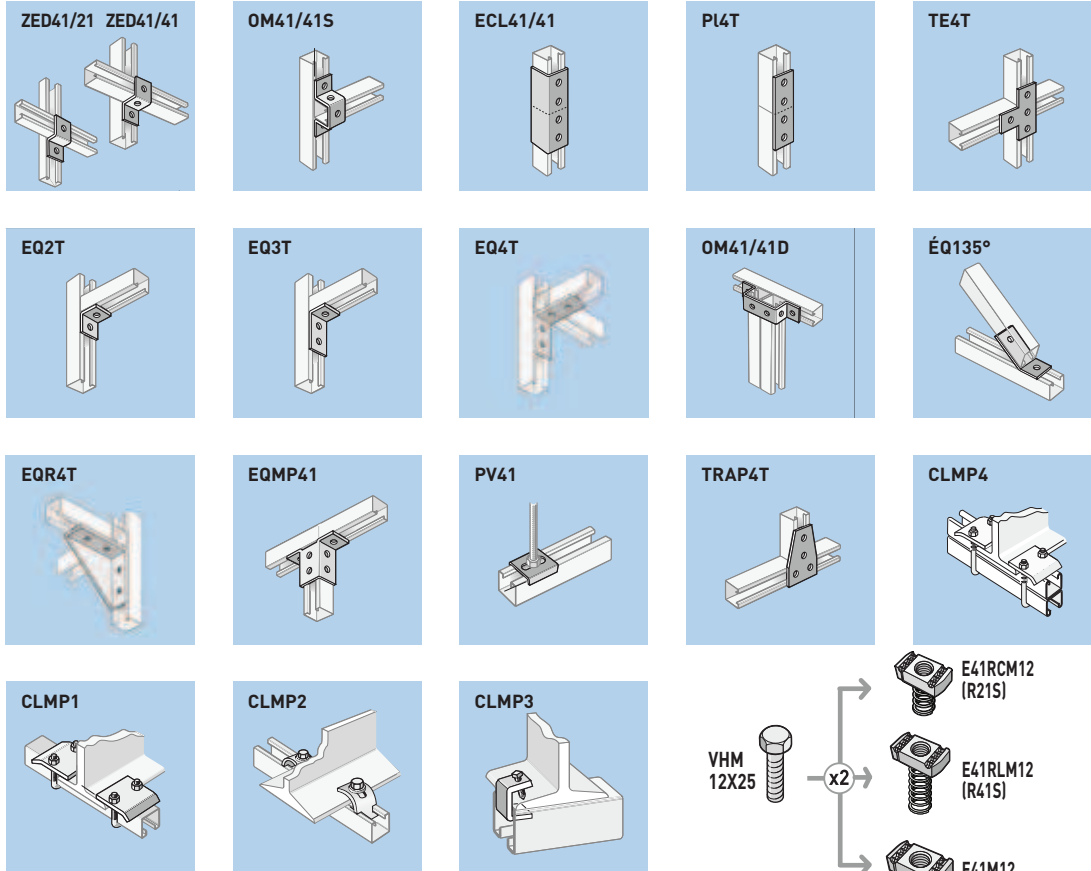
* 2MM



R41S \updownarrow CF30 - CF54 - CF80 - CF105 - CF150 \leftrightarrow 50 \rightarrow 600 MM

R41S		L MM	Δ MM	GS	GC	304L	316L
	R41S3000	3000	2,5	CM 595 520	CM 595 523	CM 595 528	CM 595 524*
	RE41S3000	3000	2,0	CM 595 540	CM 595 543	-	-
P41S			\odot daN.m				
	P41S300	300	100	-	CM 595 153	-	-
	P41S400	400	100	-	CM 595 163	-	-
	P41S500	500	100	-	CM 595 103	-	CM 595 104
	P41S600	600	100	-	CM 595 173	-	-
	P41S800	800	100	-	CM 595 113	-	CM 595 114
	P41S1000	1000	100	-	CM 595 123	-	CM 595 124
	P41S1500	1500	100	-	CM 595 133	-	CM 595 134
P41S2000	2000	100	-	CM 595 143	-	CM 595 144	
PFN41S							
	PFN41S	-	100	CM 595 360	CM 595 363	-	CM 595 364
PF41S							
	PF41S	-	100	-	CM 595 203	-	-

* 2MM

R41S **CF30 – CF54 – CF80 – CF105 – CF150** **50 → 600 mm**


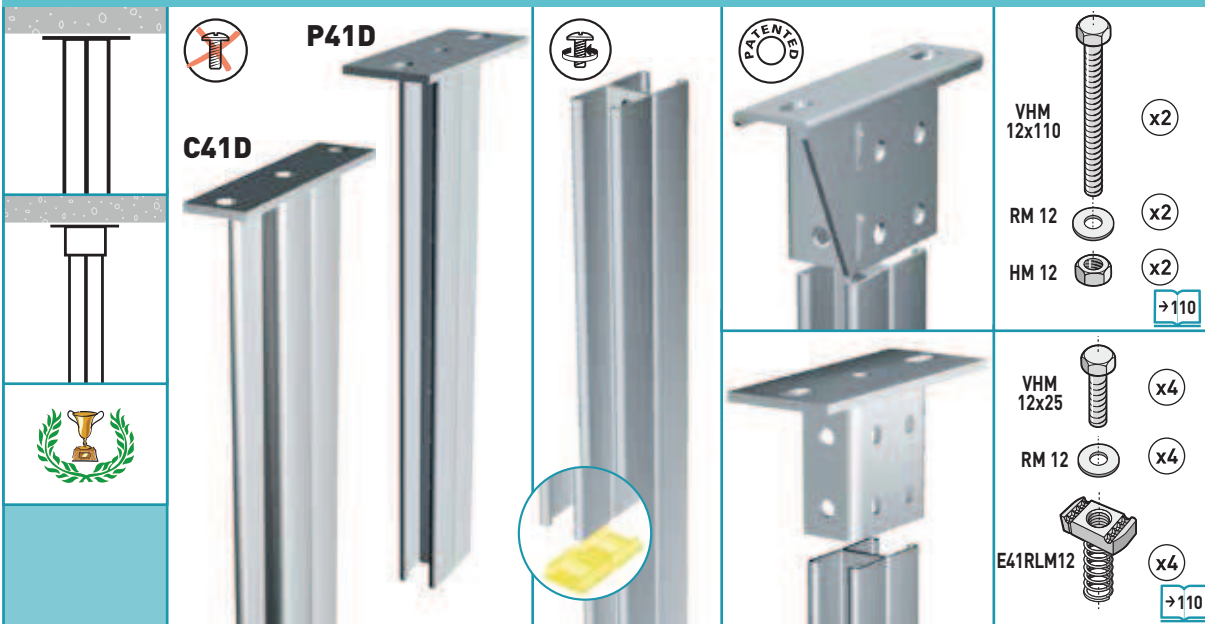
				 daN	GS	GC	304L	316L	
				ZED41/21 ZED41/41 OM41/41S OM41/41D	-	-	CM 597 103	-	-
				EQ2T EQ3T EQ4T	-	-	CM 595 243	-	CM 595 244
				PL4T TE4T TRAP4T	-	-	CM 595 293	-	-
				ECL41/41 EQR4T EQ135°	-	-	CM 595 213	-	CM 595 214
				PV41 EQMP41 CLMP3	-	-	CM 595 283	-	CM 595 284
				CLMP1 CLMP4 CLMP2	950	-	CM 559 023	-	CM 559 024
					950	-	CM 559 113	-	-
					570	-	CM 559 013	-	CM 559 014

P21D – C21S – R21S **CF30 – CF54 – CF80 – CF105** **100 → 450 MM**



P21D			$\frac{L}{\text{MM}}$	\odot daN.m	GS	GC	304L	316L
		P21D 300	300	85	-	CM 598 203	-	-
		P21D 500	500	85	-	CM 598 213	-	-
		P21D 600	600	85	-	CM 598 223	-	-
		P21D 800	800	85	-	CM 598 233	-	-
		P21D 1000	1000	85	-	CM 598 243	-	-
		P21D 1200	1200	85	-	CM 598 253	-	-
		P21D 1500	1500	85	-	CM 598 263	-	-
		P21D 2000	2000	85	-	CM 598 273	-	-
		P21D 3000	3000	85	-	CM 598 283	-	-
C21S				\downarrow daN				
		C21S 150	150	250	-	CM 597 013	-	-
		C21S 200	200	180	-	CM 597 023	-	-
		C21S 300	300	130	-	CM 597 033	-	-
		C21S 400	400	100	-	CM 597 043	-	-
R21S								
		R21S 3000	3000	-	CM 597 320	CM 597 323	CM 597 328	CM 597 324
		EP21	-	-	PVC CM 559 675	-	-	-
SU41		SU41		\odot daN.m	GS			
			-	35	CM 595 340	-	-	-

P41D – C41D – R41D **CF30 – CF54 – CF80 – CF105** **100 → 300 MM**



			L MM	H MM	\curvearrowright daN.m	GS	GC	304L	316L
P41D (MM)		P41D 800	800	-	150	-	CM 596 113	-	-
		P41D 1000	1000	-	150	-	CM 596 123	-	-
		P41D 1500	1500	-	150	-	CM 596 133	-	-
		P41D 2000	2000	-	150	-	CM 596 143	-	-
		P41D 3000	3000	-	150	-	CM 596 153	-	-
C41D (MM)		C41D 300	300	-	520	-	CM 596 033	-	-
		C41D 400	400	-	430	-	CM 596 043	-	-
		C41D 500	500	-	450	-	CM 596 053	-	-
		C41D 600	600	-	400	-	CM 596 063	-	-
R41D (MM)		R41D 3000	3000	2,5	-	CM 596 320	CM 596 323	CM 596 328	CM 596 324
PFN41D (MM)		PFND41D	-	-	150	CM 596 220	CM 596 223	-	CM 596 224
PF41D (MM)		PF41D	-	-	100	-	CM 596 203	-	-



Другие виды монтажа

Other mountings

Poses diverses

Інші види монтажу

Монтаждың басқа

түрлері





МОНТАЖ К ПОЛУ
FLOOR MOUNTING
POSE AU SOL
МОНТАЖ ДО ПІДЛОГИ
ЕДЕНГЕ АРНАЛҒАН МОНТАЖ

74




ФАЛЬШ-ПОЛ
UNDER FLOOR MOUNTING
POSE SOUS PLANCHER
ФАЛЬШ-ПІДЛОГА
ЖАЛҒАН-ЕДЕН

77



МОНТАЖ НА МЕТАЛЛОКОНСТРУКЦИЯХ
BEAM MOUNTING
POSE SUR PROFILS METALLIQUES
МОНТАЖ НА МЕТАЛОКОНСТРУКЦІЯХ
МЕТАЛЛДЫ ҚҰРЫЛЫМДАРДАҒЫ МОНТАЖ

78



СУППОРТ ДЛЯ ОТДЕЛЬНЫХ ЧАСТЕЙ
АКСЕССУАРЫ ДЛЯ ИНФОРМАЦИОННЫХ КАБЕЛЕЙ
SPECIAL SUPPORTS AND DATA ACCESSORIES
SUPPORT DE PIÈCES SPÉCIALES ET ACCESSOIRES DATA
СУППОРТ ДЛЯ ОКРЕМИХ ЧАСТИН АКСЕССУАРИ
ДЛЯ ІНФОРМАЦІЙНИХ КАБЕЛІВ
ЖЕКЕ БӨЛІКТЕРГЕ АРНАЛҒАН СУППОРТ ЖӘНЕ
АҚПАРАТТЫҚ КАБЕЛЬДЕРГЕ АРНАЛҒАН БӨЛШЕКТЕР

82



EZ PATH ПРОТИВОПОЖАРНЫЕ СИСТЕМЫ


EZ Path[™]
FIRE RATED PATHWAY

EZ PATH ПРОТИПОЖЕЖНІ СИСТЕМИ
EZ PATH ӨРТКЕ ҚАРСЫ ЖҮЙЕЛЕР

90




CM 50XL **CF30** → **CF150** **100** → **600** MM



CM 50XL (MM)	CM50XL	daN	GS CM 586 130	GC CM 586 133	304L CM 586 138	316L CM 586 134
		100	200→300 MM x2 400→600 MM x3			


RCSN **CF30** → **CF150** **100** → **600** MM



RCSN (MM)	RCSN	daN	GS CM 013 150	GC CM 013 153	304L -	316L CM 013 154
		100	CM 013 200	CM 013 203	-	CM 013 204
	RCSN 300	100	CM 013 300	CM 013 303	-	CM 013 304
	RCSN 400	100	CM 013 400	CM 013 403	-	CM 013 404
	RCSN 500	100	CM 013 500	CM 013 503	-	CM 013 504
	RCSN 550	100	CM 013 550	CM 013 553	-	-
	RCSN 600	100	CM 013 600	CM 013 603	-	CM 013 604
	RCSN 1000	100	CM 013 010	CM 013 013	-	CM 013 014
	RCSN 2000	100	CM 013 020	CM 013 023	CM 013 028	CM 013 024
	RCSN 3000	100	CM 013 030	CM 013 033	CM 013 038	CM 013 034




R15 – R25 – R35 – R15/300 **CF30 → CF150** **100 → 600 MM**



		H MM	FL daN	GS	DC	304L	316L
R15 – R25 – R35 (MM)	R15	15	100	CM 586 170	CM 586 173	-	CM 586 174
	R25	25	100	CM 586 640	CM 586 647	-	-
	R35	35	50	CM 586 650	CM 586 657	-	-
R15/300 (MM)	R15/300	15	100	CM 586 610	CM 586 617	-	-

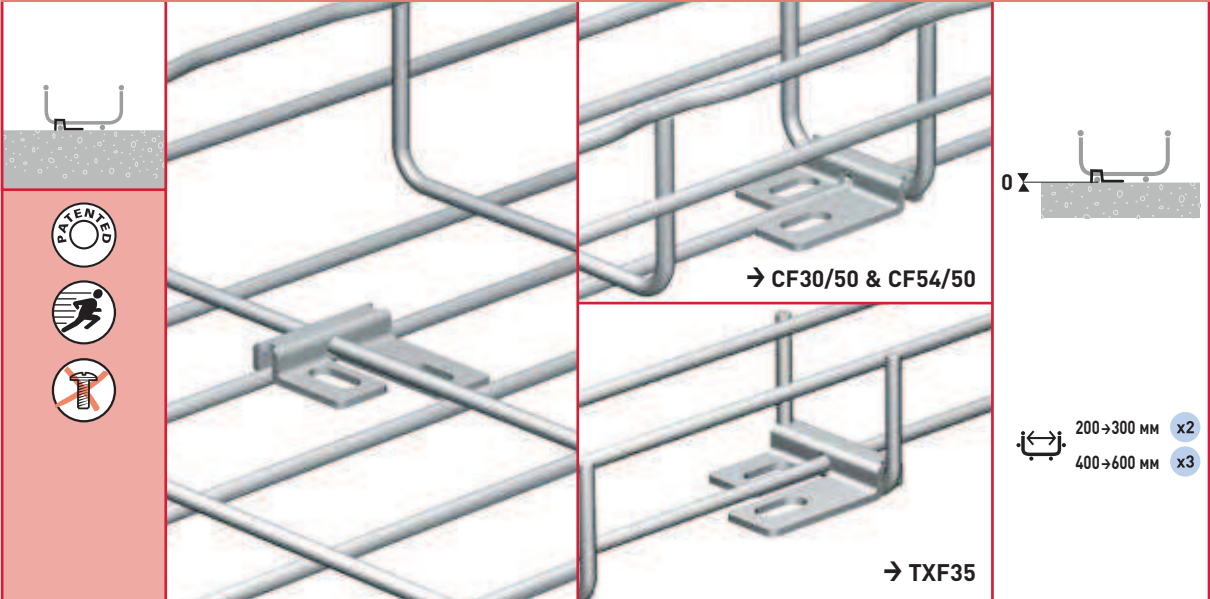
R55 **CF30 → CF150** **100 → 600 MM**



		H MM	FL daN	GS	DC	304L	316L
R55 (MM)	R55	55	150	CM 586 080	CM 586 083	-	CM 586 084

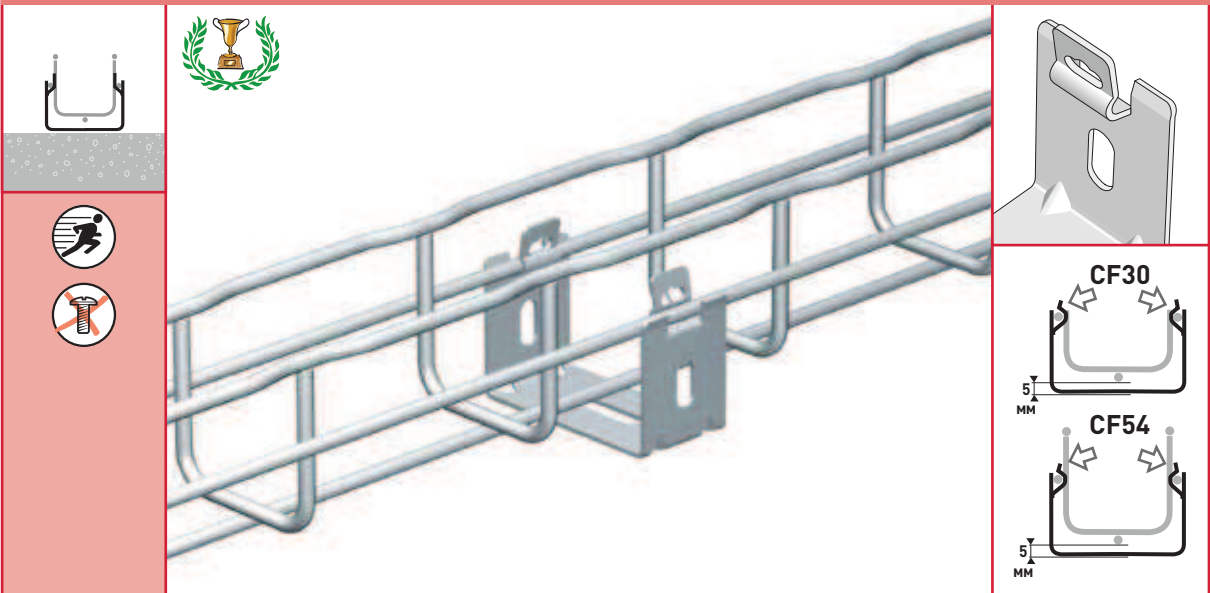


FTX **CF30 → CF54** **35 → 200 mm**



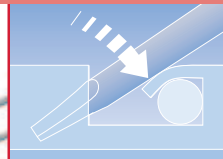
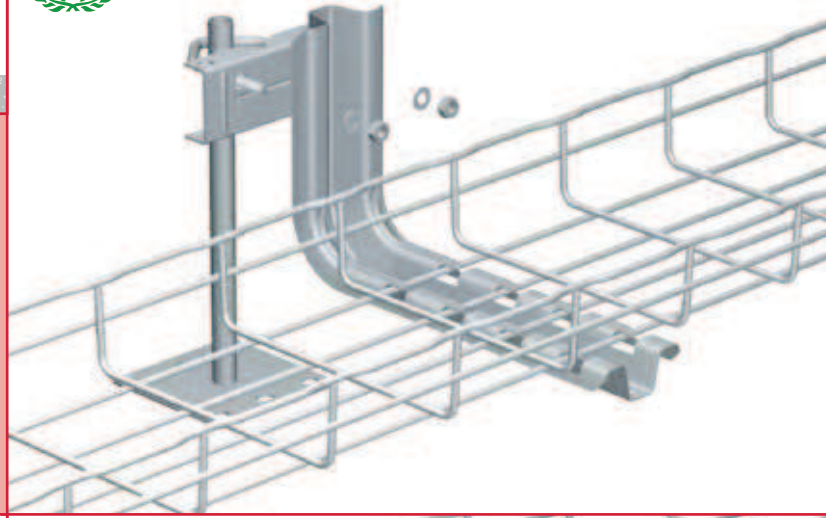
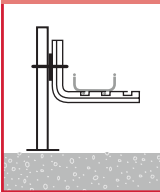
	FTX	GS	DC	304L	316L
		CM 586 180	CM 586 183	-	CM 586 184

UC 50 **CF30 → CF54** **50 mm**

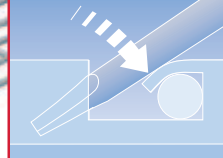
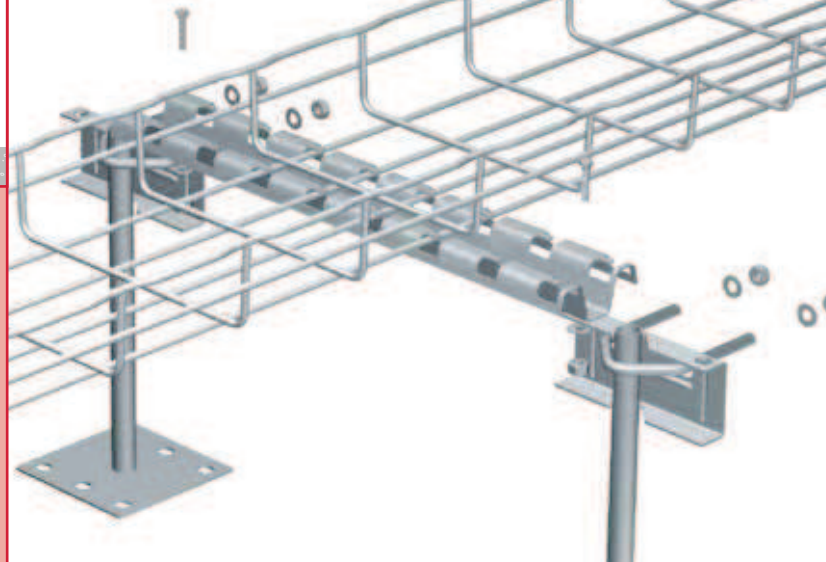
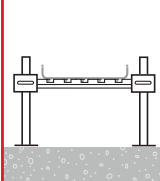


	UC 50	 daN 12	GS	GC	304L	316L
			CM 586 040	CM 586 043	CM 586 048	CM 586 044

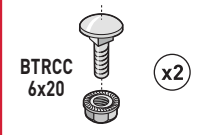
UFC **CF30 – CF54 – CF80 – CF105** **100 → 600 MM**



FAS LOT
FAST ASSEMBLY SYSTEM



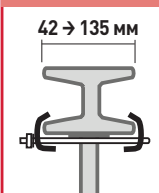
FAS LOT
FAST ASSEMBLY SYSTEM



→ 110

UFC					GS	GC	304L	316L
(MM)		UFC	MM	daN				
			-	-	CM 559 220	-	-	-
CSN								
(MM)		CSN 100	178	130	CM 556 100	CM 556 103	CM 556 108	CM 556 104
		CSN 150	228	110	CM 556 110	CM 556 113	CM 556 118	CM 556 114
		CSN 200	278	85	CM 556 120	CM 556 123	CM 556 128	CM 556 124
		CSN 300	378	73	CM 556 130	CM 556 133	CM 556 138	CM 556 134
		CSN 400	478	56	CM 556 140	CM 556 143	-	-
		CSN 450	528	50	CM 556 150	CM 556 153	-	-
RCSN								
(MM)		RCSN 550	550	-	CM 013 550	CM 013 553	-	-
		RCSN 1000	1000	-	CM 013 010	CM 013 013	-	CM 013 014
		RCSN 2000	2000	-	CM 013 020	CM 013 023	CM 013 028	CM 013 024
		RCSN 3000	3000	-	CM 013 030	CM 013 033	CM 013 038	CM 013 034

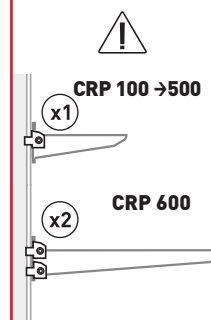
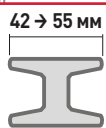
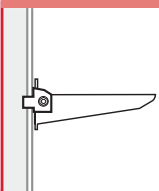
UFI 41 CF30 → CF150 50 → 600 MM



42 → 98 MM = 80 daN.m
 106 → 135 MM = 70 daN.m


UFI41	(MM)	L MM	H MM	 daN.m	GS	GC	304L	316L
UFI41	213	-	-	70/80	-	CM 595 353	-	-
C41S	(MM)	L	H	 daN	GS	GC	304L	316L
C41S150	150	150	130	500	-	CM 595 013	-	CM 595 014
C41S200	200	200	130	450	-	CM 595 023	-	CM 595 024
C41S300	300	300	130	340	-	CM 595 033	-	CM 595 034
C41S400	400	400	130	270	-	CM 595 043	-	CM 595 044
C41S500	500	500	130	270	-	CM 595 053	-	CM 595 054
C41S600	600	600	130	220	-	CM 595 063	-	CM 595 064

CCRP CF30 → CF150 50 → 600 MM




CCRP	(MM)	L MM	H MM	 daN	GS	DC	304L	316L
CCRP		-	-	-	-	CM 557 203	-	-
CRP	(MM)	L	H	 daN	GS	GC	304L	316L
CRP 100	13x20	117	93	240	-	CM 557 213	-	-
CRP 200		217	103	220	-	CM 557 233	-	-
CRP 300		317	111	300	-	CM 557 243	-	-
CRP 400		417	121	280	-	CM 557 253	-	-
CRP 500		517	128	260	-	CM 557 263	-	-
CRP 600		617	138	320	-	CM 557 273	-	-
CRP 700		717	145	320	-	CM 557 383	-	-

CLMFAS – CLMU **CF30 – CF54 – CF80 – CF105** **50 → 600 MM**



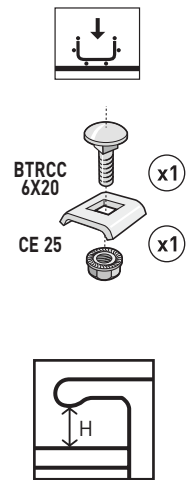
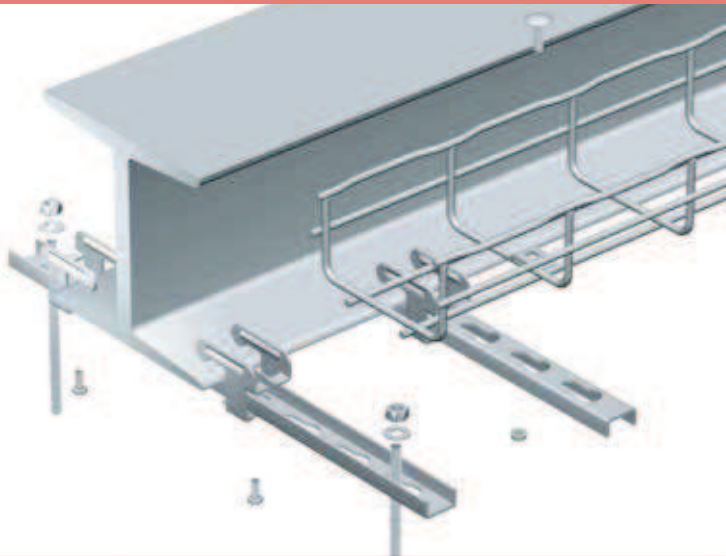
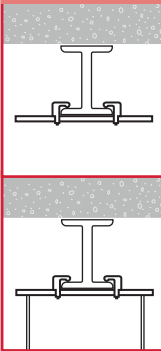
<p>CLMFAS</p> <p>(MM)</p>	<p>CLMFAS</p>	<p>daN.m</p> <p>18</p>	<p>GS</p> <p>CM 559 280</p>	<p>DC</p> <p>CM 559 287</p>	<p>304L</p> <p>-</p>	<p>316L</p> <p>CM 559 284</p>
<p>CLMU</p> <p>(MM)</p>	<p>CLMU</p>	<p>15</p>	<p>CM 559 090</p>	<p>CM 559 097</p>	<p>-</p>	<p>-</p>

CLU **CF30 – CF54 – CF80 – CF105** **50 → 600 MM**



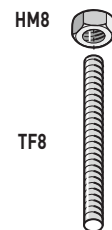
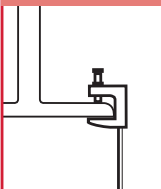
<p>CLU</p> <p>(MM)</p>	<p>CLU</p>	<p>daN.m</p> <p>40</p>	<p>GS</p> <p>CM 595 370</p>	<p>GC</p> <p>CM 595 373</p>	<p>304L</p> <p>-</p>	<p>316L</p> <p>CM 595 374</p>
-------------------------------	-------------------	------------------------	-----------------------------	-----------------------------	----------------------	-------------------------------

EF **CF30 – CF54** **100 → 300 MM**



EF		$\frac{L}{\text{MM}}$	$\frac{H}{\text{MM}}$	$\frac{\text{daN.m}}$	EZ	DC	304L	316L
		EF 11/400	400	1→11	3,5	CM 559 201	-	-
EF 15/600	600	1→15	5,5	CM 559 211	-	-	-	


PA23 **CF30 → CF150** **100 → 600 MM**



→111

PA23		PA23	$\frac{F}{\text{daN}}$	EZ	GC	304L	316L
			1000	CM 559 301	-	-	-

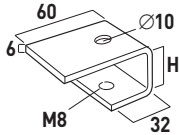
ET20 / ET30 **CF30 → CF150** **100 → 200 MM**



VHM 8X40 (x1)

ET20 ET30	H MM	 daN.m	GS	GC	304L	316L
ET 20	20	16	-	CM 559 033	-	-
ET 30	30	35	-	CM 559 043	-	-

ET20
ET30



(MM)

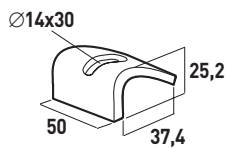
CFU **CF30 → CF150** **50 → 600 MM**



VHM 12X50 (x1)
 RM 12 (x1)
 HM 12 (x1)
 →110



CFU	 daN	GS	GC	304L	316L
CFU	800	-	CM 559 063	-	CM 559 064

CFU



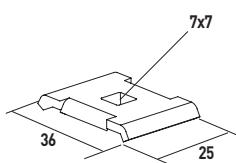
(MM)



CE 35  ~~CF30~~ - CF54 - CF105  50 → 600 mm



CE 35



(MM)

CE 35

GS

DC

304L

316L


CM 558 180

CM 558 187

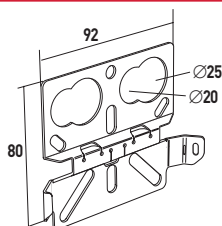
-

CM 558 184

SBDN  ~~CF30~~ → CF150  50 → 600 mm



SBDN



(MM)

SBDN

GS

DC

304L

316L

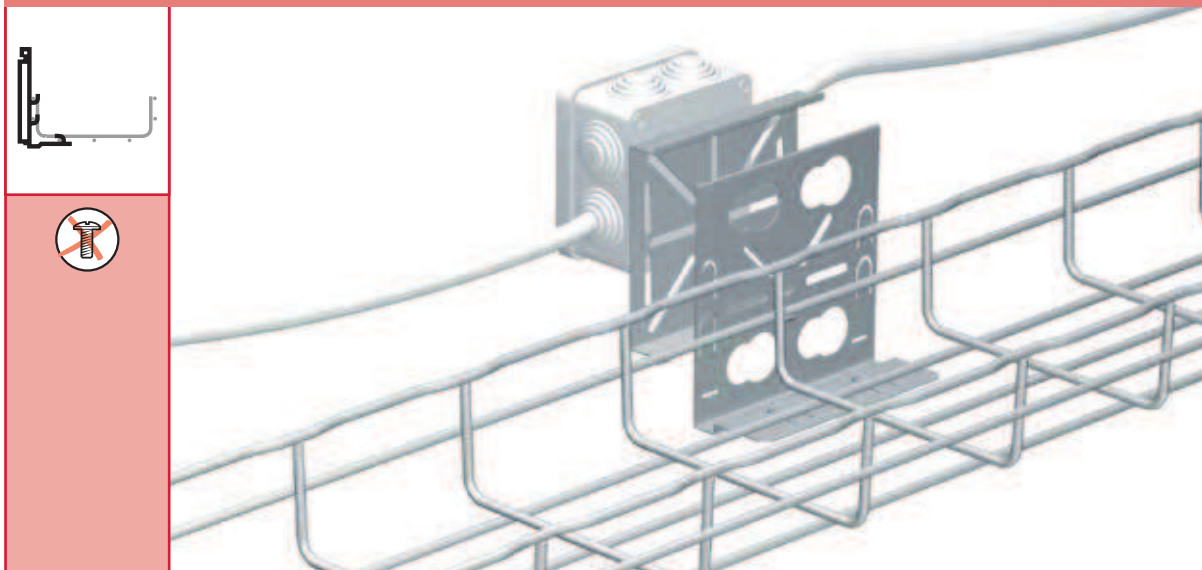
CM 585 410

CM 585 417

-

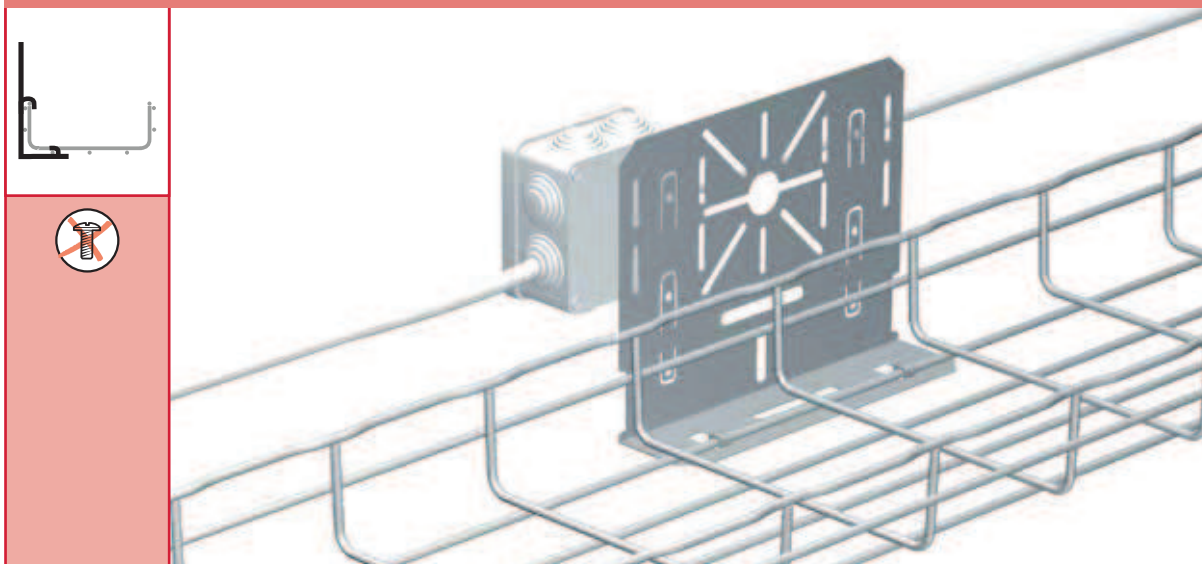
-

SBD CF30 → CF150 50 → 600 MM



		GS	GC	304L	316L
EXSBD 2 (MM)	1 SBD	CM 585 110	-	-	CM 585 114
	2 EXSBD	CM 585 130	-	-	-


SUBD CF30 → CF150 50 → 600 MM



		GS	GC	304L	316L
SUBD (MM)	SUBD	CM 585 120	-	-	-

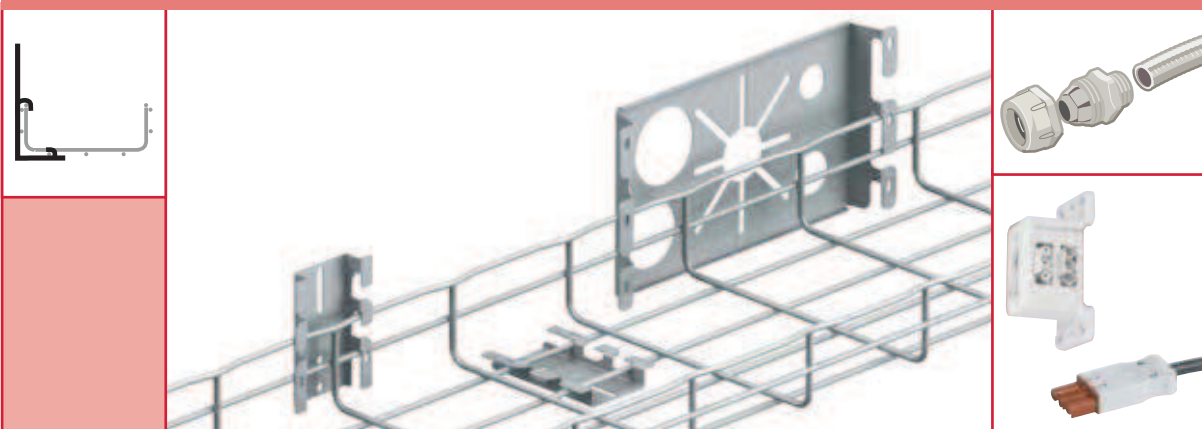


CM50 – CM50XL – CAT 40 **CF30 – CF54 – CF105** **50 → 600 MM**



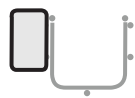
 CM 50 (MM)	 CM 50XL (MM)	 CAT 40 (MM)		 daN	GS CM 586 060	GC CM 586 063	304L CM 586 068	316L CM 586 064
			CM 50	100	CM 586 060	CM 586 063	CM 586 068	CM 586 064
			CM 50XL	100	CM 586 130	CM 586 133	CM 586 138	CM 586 134
			CAT 40	20	CM 586 190	CM 586 197	-	CM 586 194

CM50XXL – CM50WL **CF30 → CF105** **50 → 600 MM**

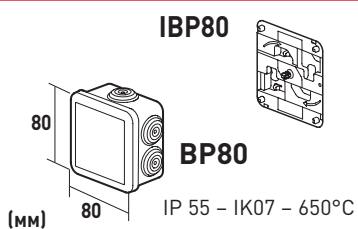
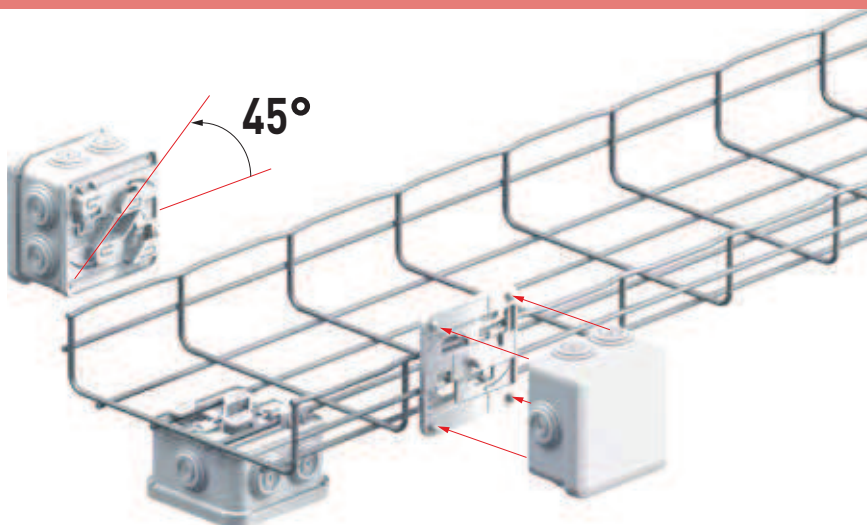


 CM50XXL (MM)	 CM50WL (MM)		 daN	GS CM 586 250	DC CM 586 257	304L -	316L -
		CM50XXL	-	CM 586 250	CM 586 257	-	-
		CM50WL	-	CM 586 230	CM 586 237	-	-

IBP 80 **CF30 → CF150** **50 → 600 MM**



**HALOGEN
FREE**

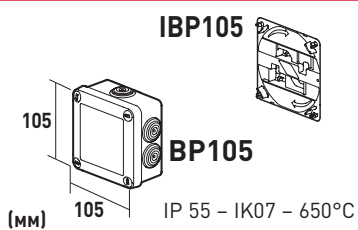
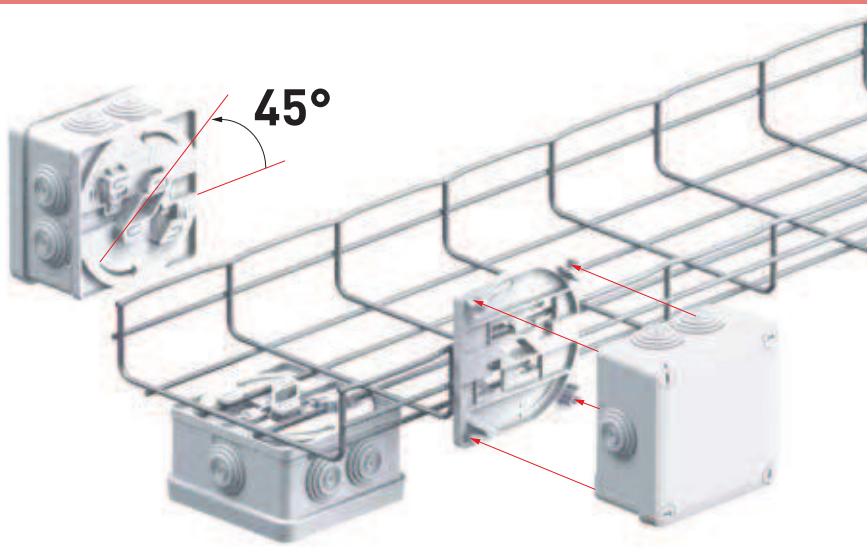


	PLAST.	DC	304L	316L
IBP80	CM 091 937	-	-	-
BP80	CM 092 012	-	-	-

IBP 105 **CF30 → CF150** **50 → 600 MM**




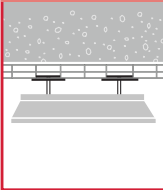
**HALOGEN
FREE**



	PLAST.	GC	304L	316L
IBP105	CM 091 938	-	-	-
BP105	CM 092 022	-	-	-



SL50 – SL100 \updownarrow CF30 \rightarrow CF150 \leftrightarrow 50 \rightarrow 600 MM



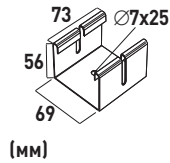
SL50

\updownarrow CF30 – CF54
 \updownarrow 50 MM

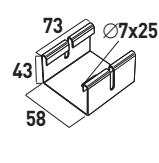
SL100

\updownarrow CF30 \rightarrow CF105
 \leftrightarrow 100 \rightarrow 600 MM

SL50



SL100



SL 50
 SL 100

\downarrow
 daN

150
 150

GS

CM 585 180
 CM 585 190

GC

-
 -



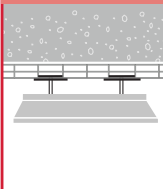
304L

-
 -

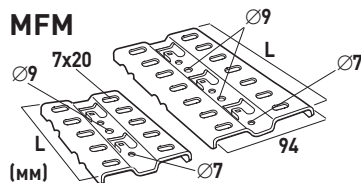
316L

-
 -

MFM – MFPOLYA \updownarrow CF30 \rightarrow CF150 \leftrightarrow 100 \rightarrow 600 MM



MFM



MFM 100
 MFM 150

\downarrow
 MM

100
 150

GS

CM 585 140
 CM 585 150

GC

CM 585 143
 CM 585 153

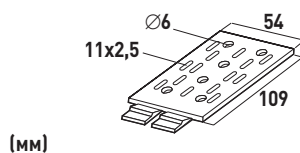
304L

-
 -

316L

CM 585 144
 CM 585 154

MFPOLYA



MFPOLYA

-

Polyamid

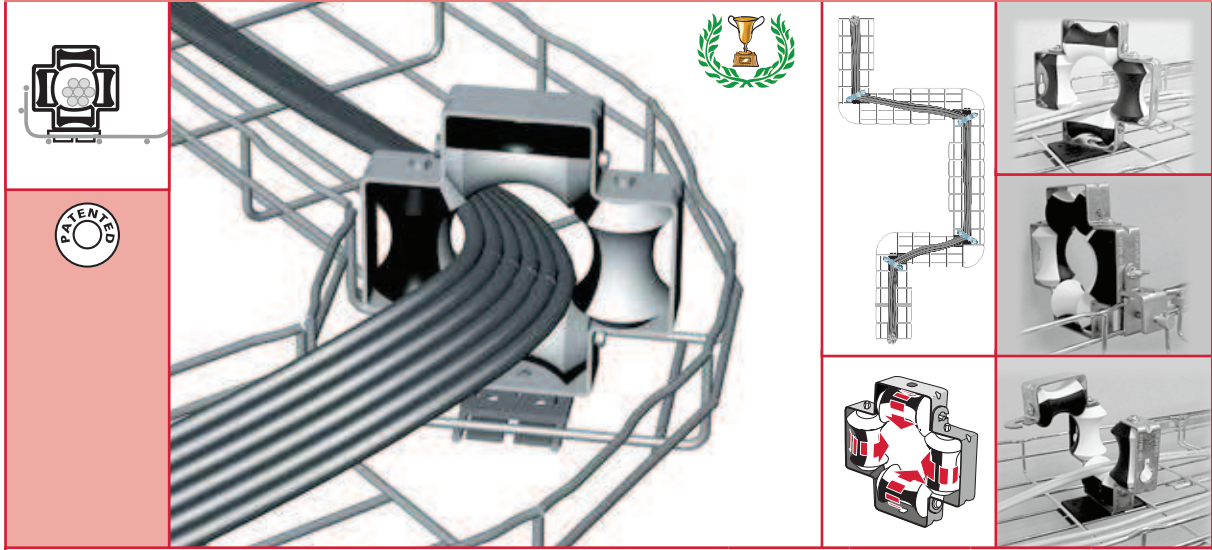
CM 585 145

-

-


-

FAS ROLLER CF30 → CF150 50 → 600 MM



FAS ROLLER		GS	GC	304L	316L
 (MM)	 x6	CM 011 100	-	-	-

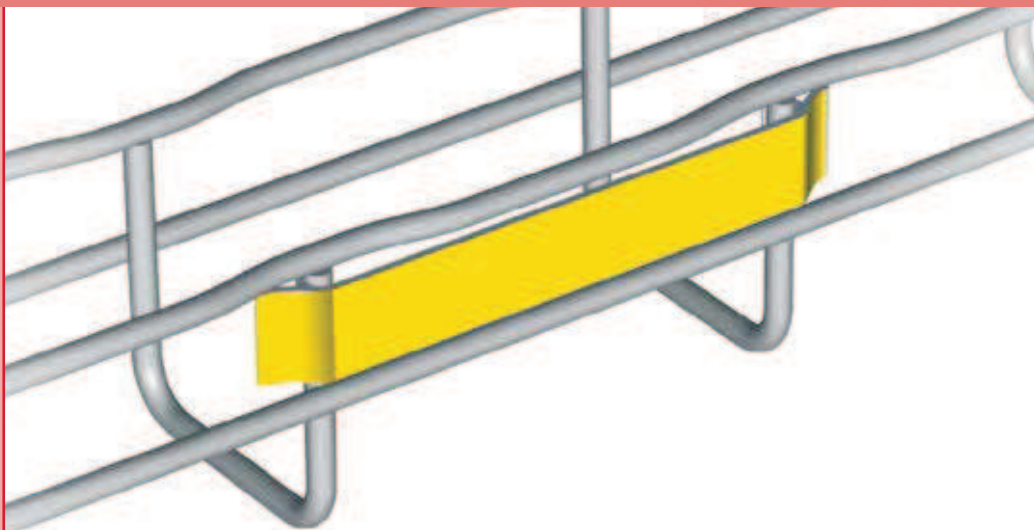
DEV 100 – CABLOGRIP CF30 → CF150 100 → 600 MM



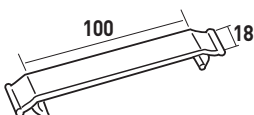
DEV 100	CABLOGRIP	FASTIE	L MM	GS	DC	304L	316L
 (MM)	 CABLOGRIP	 FASTIE 15x180 FASTIE 15x225 FASTIE 15x320	-	CM 585 160	CM 585 167	-	CM 585 164
	 CABLOGRIP		5000	CM 559 677	-	-	-
				PLAST.			
				CM 809 109 CM 809 119 CM 809 129	-	-	-



CLIP **CF30 → CF150** **50 → 600 MM**



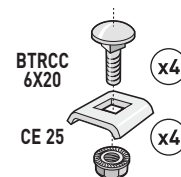
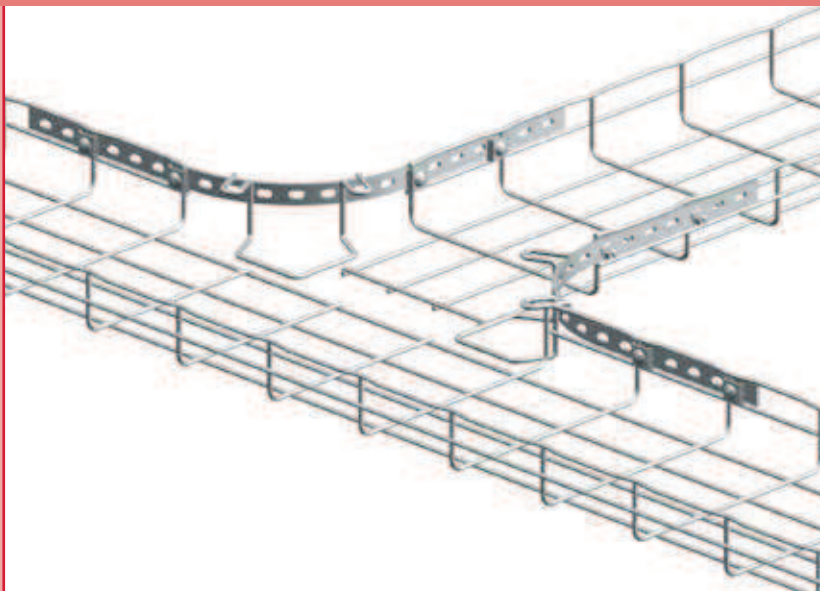
CLIP




(MM)

		daN	PLAST.	DC	304L	316L
CLIPJ	50	-	CM 559 157	-	-	-
CLIPV	50	-	CM 559 167	-	-	-
CLIPB	50	-	CM 559 177	-	-	-
CLIPO	50	-	CM 559 147	-	-	-
CLIPG	50	-	CM 559 197	-	-	-

PA **CF30 – CF54 – CF105** **50 → 600 MM**




PA




(MM)

	H MM	daN	EZ	GC	304L	316L
PA 1	30	-	CM 840 101	CM 840 103	-	-
PA 2	54	-	CM 840 111	CM 840 113	-	-
PA 3	105	-	CM 840 131	CM 840 133	-	-

EZ-Path WALL **CF30 → CF150** **50 → 600 MM**




EZD33
EZD44




	H	l	L				
	MM	MM	MM	MM	MM		
EZDP 22	37	37	267	23	31	→	CM 250 518
EZD 33	75	75	267	56	69	6	CM 250 018
EZD 44	114	102	310	78	97	4	CM 250 058

EZP





		L		
		MM		
EZP 133W	1 x EZD 33	102	2	CM 250 110
EZP 233W	2 x EZD 33	185	2	CM 250 120
EZP 333W	3 x EZD 33	291	2	CM 250 130
EZP 433W	4 x EZD 33	406	2	CM 250 140
EZP 733W	7 x EZD 33	610	2	CM 250 170
EZP 133R	1 x EZD 33	-	2	CM 250 210
EZP 133CW	1 x EZD 33	-	2	CM 250 240
EZP 133SP	1 x EZD 33	-	2	CM 250 180
EZP 144W	1 x EZD 44	178	2	CM 250 230
EZP 544W	1 → 5 x EZD 44	610	2	CM 250 250
EZP 144SP	1 x EZD 44	-	2	CM 250 300








EZD 33E - RCM 33



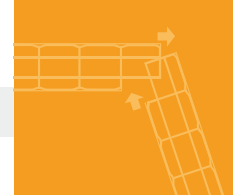
EZD 33E	1 x EZD 33	151	1	CM 250 078
RCM 33	1 x EZD 33	-	2	CM 250 206



EZ-Path FLOOR  **CF30 → CF150**  **50 → 600 MM**

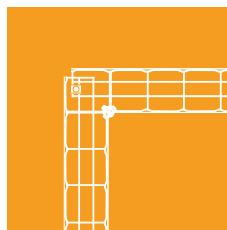
		 <p>EZP133K (x1)</p>
		 <p>EZD33 (x1)</p>
		 <p>EZP144F (x1)</p>
		<p>EZD44 (x1)</p>

			  			
			MM			
EZP133K		EZP133K	1 x EZD33	139	1	CM 250 220
EZP144F		EZP144F	1 x EZD44	-	1	CM 250 260
EZDG444		EZDG444	-	-	1	CM 250 098
EZD444MB		EZD444MB	-	-	1	CM 250 088
EZG844		EZG844	 2 x EZD444MB	-	1	CM 250 280
EZG1644		EZG1644	4 x EZD444MB	-	1	CM 250 290



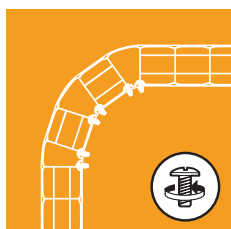
КАК РЕЗАТЬ КАБЕЛЬНЫЙ ЛОТОК
HOW TO CUT A CABLE TRAY
COMMENT COUPER UN CHEMIN DE CABLES
ЯК РІЗАТИ КАБЕЛЬНИЙ ЛОТОК
КАБЕЛЬ ТАРТПАСЫН ҚАЛАЙ КЕСУГЕ
БОЛАД

94



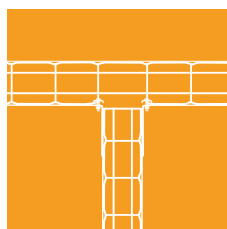
ИЗГИБ ПОД ПРЯМЫМ УГЛОМ
RIGHT ANGLE BENDS
COUDES À ANGLES DROITS
ЗГИН ПІД ПРЯМИМ КУТОМ
ТІК БҰРЫШТАҒЫ ИІЛМЕ

102



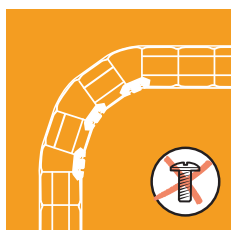
БОЛЬШОЙ РАДИУС ИЗГИБА
LARGE RADIUS BENDS
COUDES À GRANDS RAYONS AVEC VISSERIE
ВЕЛИКИЙ КУТ ЗГИНУ
ИІЛМЕНІҢ ҮЛКЕН РАДИУСЫ

96



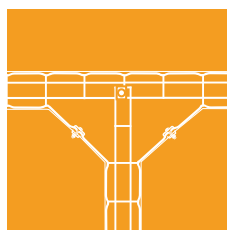
Т-ОБРАЗНЫЙ ОТВОД
ИЛИ ПЕРЕСЕЧЕНИЕ
ПОД ПРЯМЫМ УГЛОМ
T OR CROSS AT RIGHT ANGLES
T OU CROIX À ANGLES DROITS
Т-ПОДІБНИЙ ВІДВІД
АБО ПЕРЕХРЕСНЕ
ПІД ПРЯМИМ КУТОМ
Т-ТӘРІЗДЕС БҰРЫШ НЕМЕСЕ
ТІК БҰРЫШТАҒЫ ҚИЫЛЫСУ

104



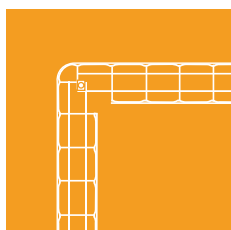
БОЛЬШОЙ РАДИУС ИЗГИБА
LARGE RADIUS BENDS
COUDES À GRANDS RAYONS SANS VISSERIE
ВЕЛИКИЙ КУТ ЗГИНУ
ИІЛМЕНІҢ ҮЛКЕН РАДИУСЫ

98



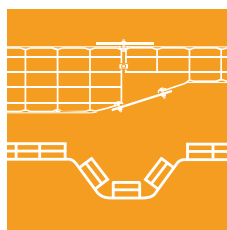
Т - ОБРАЗНЫЙ ОТВОД
ИЛИ ПЕРЕСЕЧЕНИЕ
С СОЕДИНИТЕЛЕМ
T OR CROSS WITH GUSSET
T OU CROIX À ANGLES COUPÉS
Т-ПОДІБНИЙ ВІДВІД АБО
ПЕРЕХРЕСНЕ ІЗ З'ЄДНУВАЧЕМ
Т-ТӘРІЗДЕС БҰРЫШ НЕМЕСЕ
БІРІКТІРГІШПЕН ҚИЫЛЫСУ

106



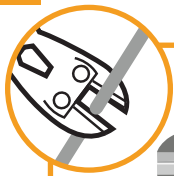
МАЛЕНЬКИЙ РАДИУС ИЗГИБА
SMALL RADIUS BENDS
COUDES À PETITS RAYONS
МАЛИЙ РАДІУС ЗГИНУ
ИІЛМЕНІҢ КІШІ РАДИУСЫ

100

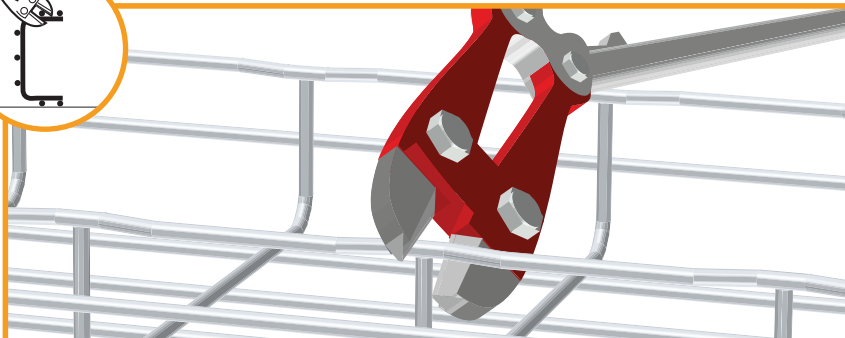
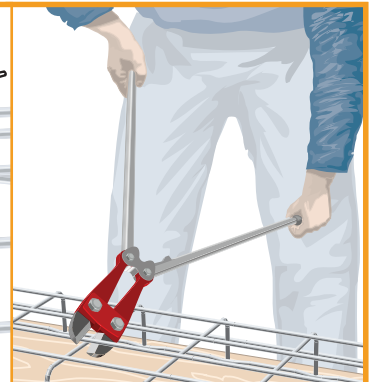
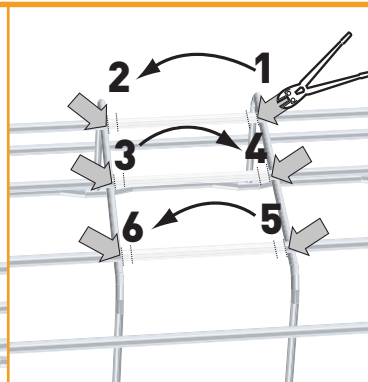
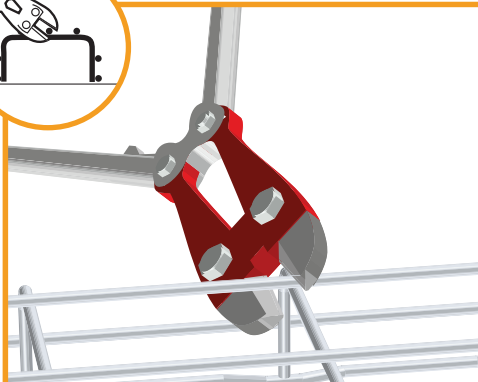
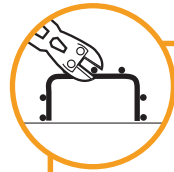






УМЕНЬШЕНИЕ РАЗМЕРА,
ИЗМЕНЕНИЕ УРОВНЯ
REDUCING SIZE, CHANGING LEVEL
RÉDUCTION DE SECTION,
CHANGEMENT DE PLAN
ЗМЕНШЕННЯ РОЗМІРУ, ЗМІНА РІВНЯ
ӨЛШЕМНІҢ АЗАЮЫ, ДЕҢГЕЙДІҢ
ӨЗГЕРҮІ

108

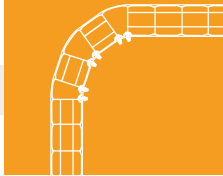


	MM	Kr/1	KG
COUPFILGM	630	2,7	CM 559 507

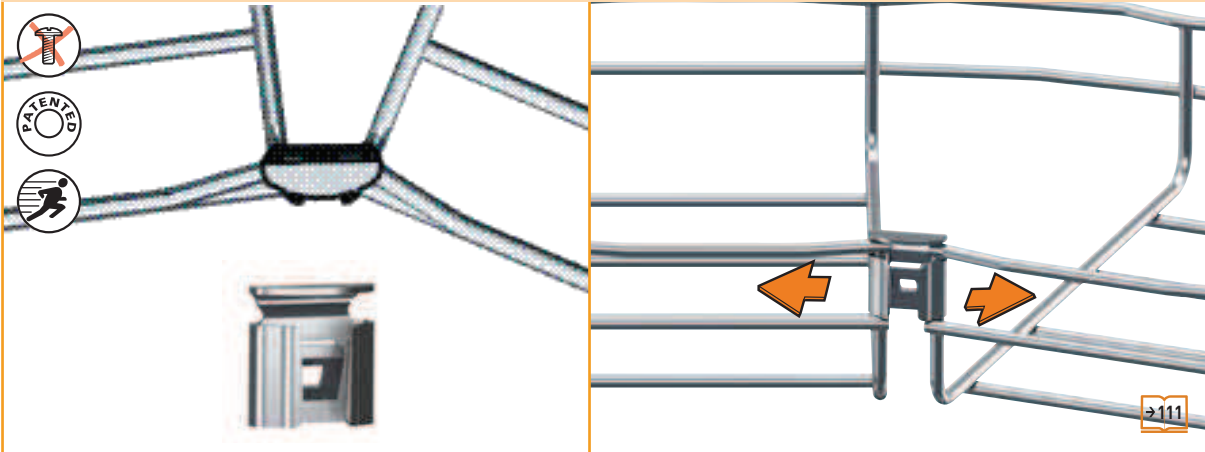


cuty fil

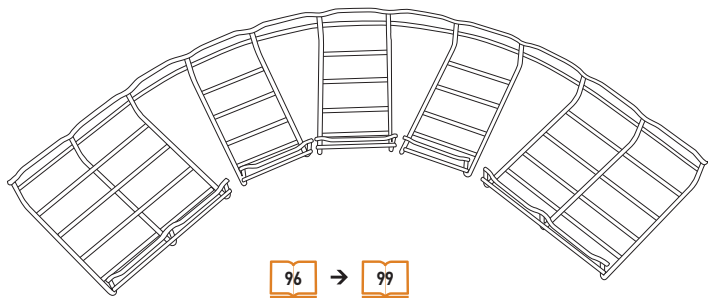
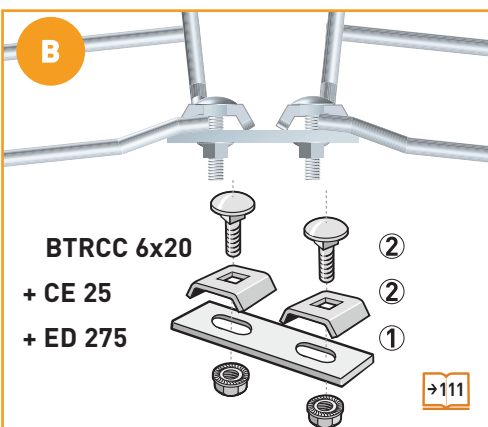
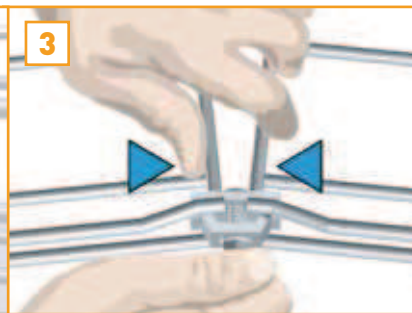

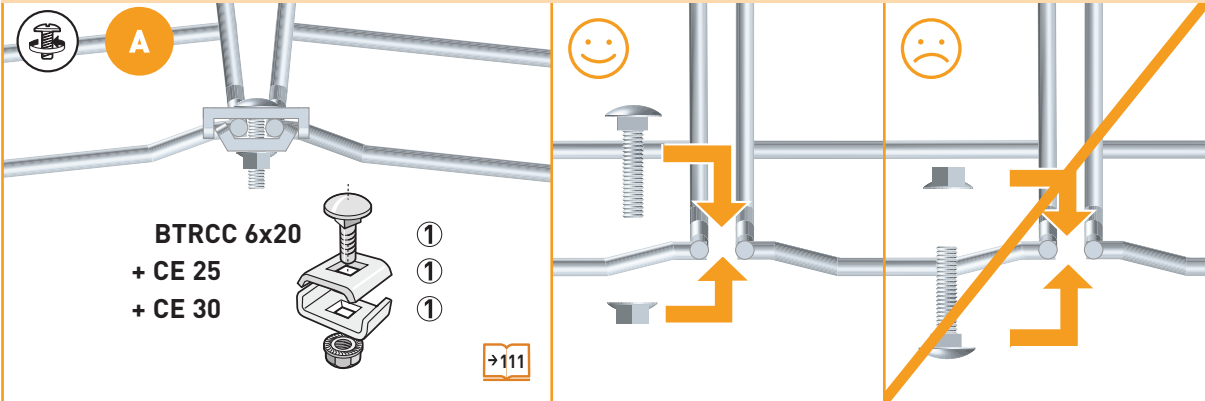
	MM	Kr/1	KG
CUTY-FIL	-	3,7	CM 559 547



FASLOCK 100 → 600 MM

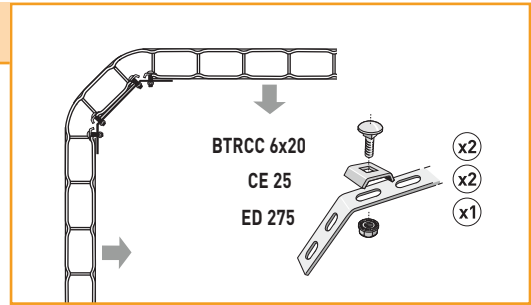
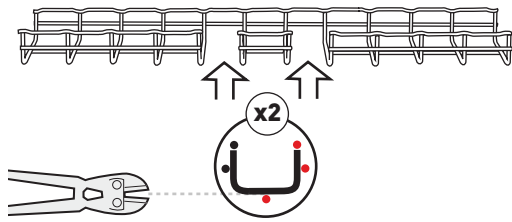


CE25 / CE30 50 → 600 MM

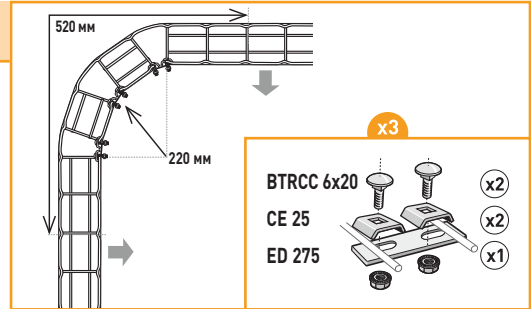
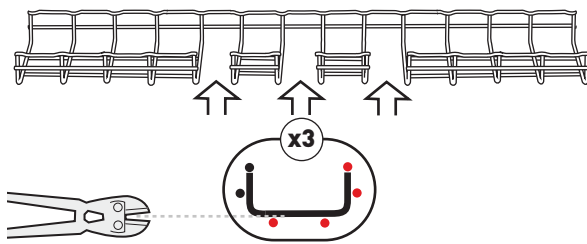




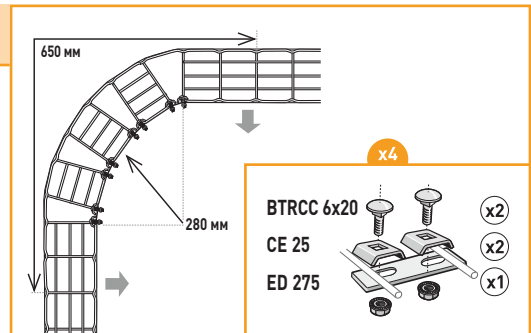
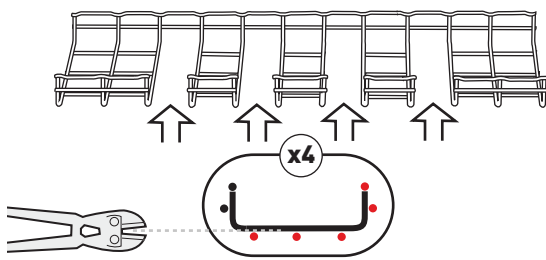
50 MM



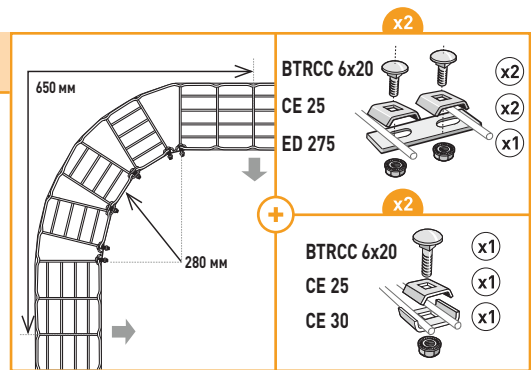
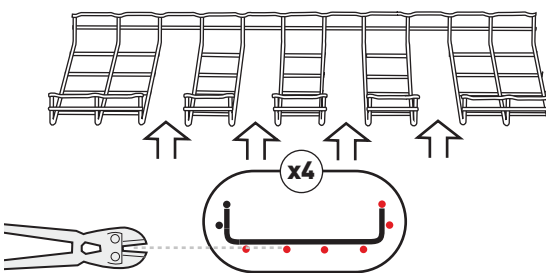
100 MM



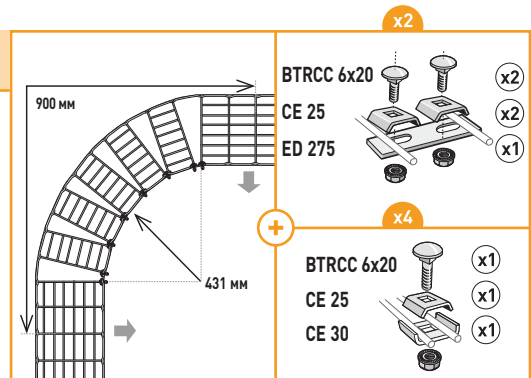
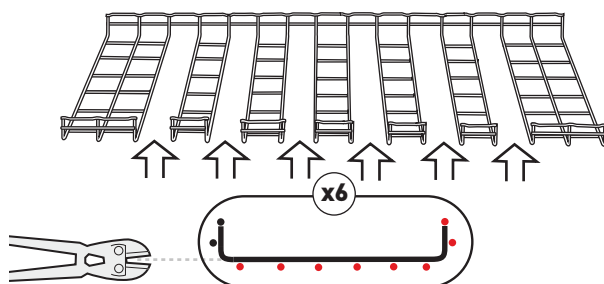
150 MM



200 MM

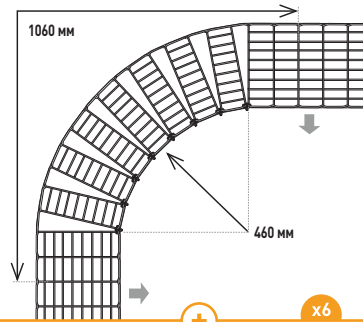
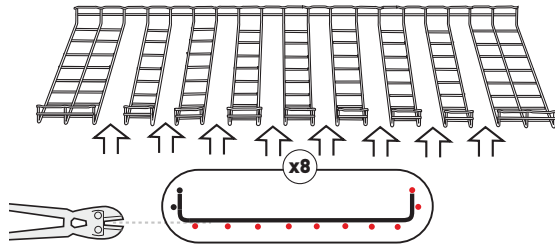


300 MM



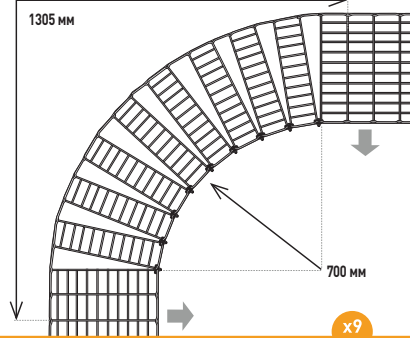
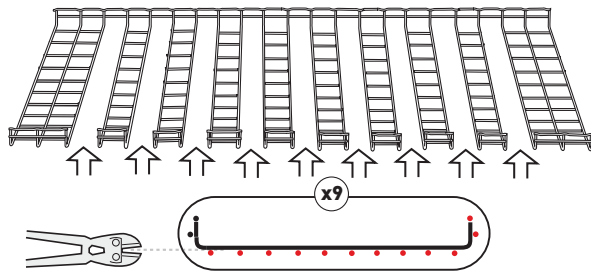


400 - 450 mm



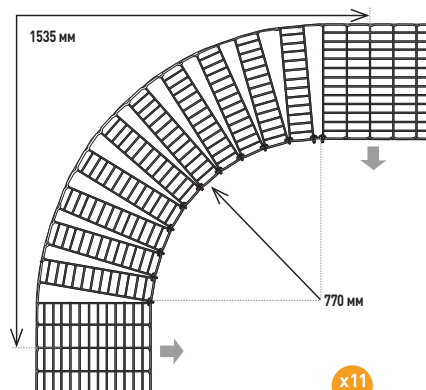
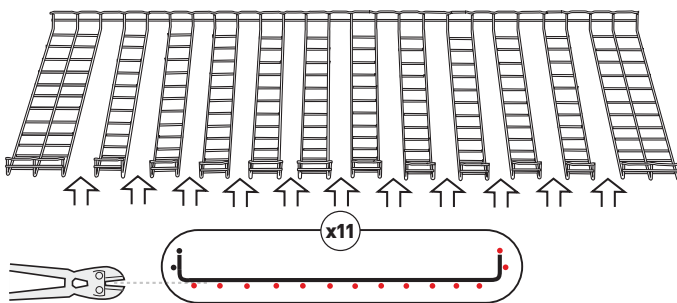
- | | | | | | |
|------------|--|------|------------|--|------|
| BTRCC 6x20 | | (x2) | BTRCC 6x20 | | (x1) |
| CE 25 | | (x2) | CE 25 | | (x1) |
| ED 275 | | (x1) | CE 30 | | (x1) |

500 mm



- | | | |
|------------|--|------|
| BTRCC 6x20 | | (x1) |
| CE 25 | | (x1) |
| CE 30 | | (x1) |

600 mm




- | | | |
|------------|--|------|
| BTRCC 6x20 | | (x1) |
| CE 25 | | (x1) |
| CE 30 | | (x1) |



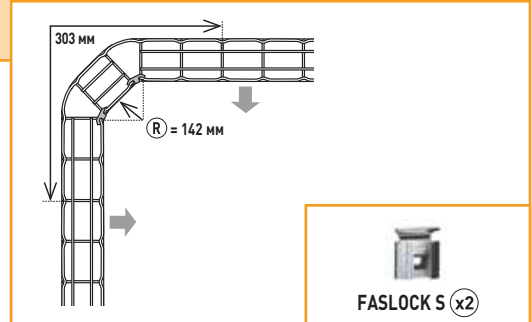
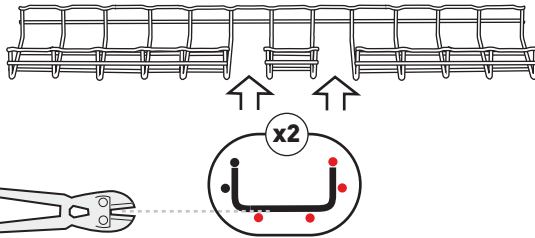


FASLOCK

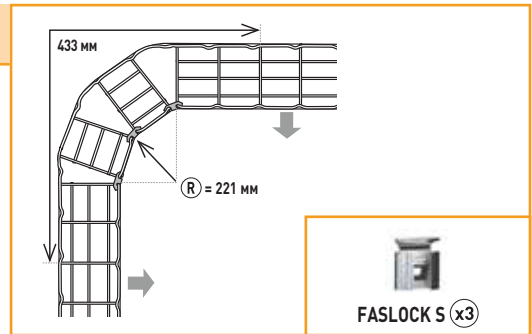
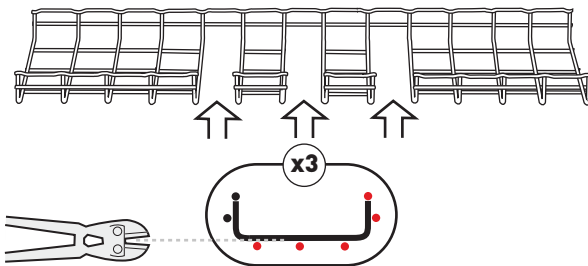
FASLOCK S = 100 -> 200 MM
FASLOCK XL = 300 -> 600 MM



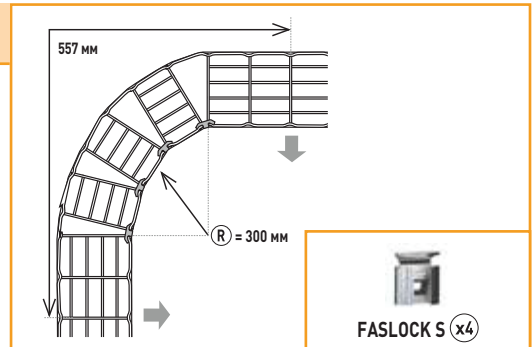
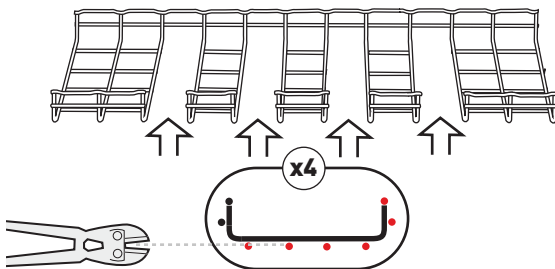
100 MM



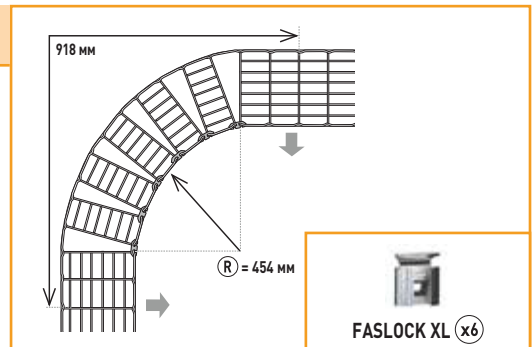
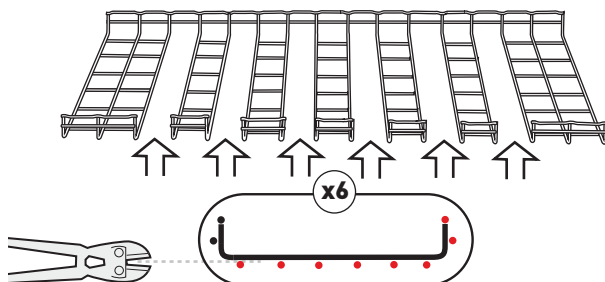
150 MM




200 MM

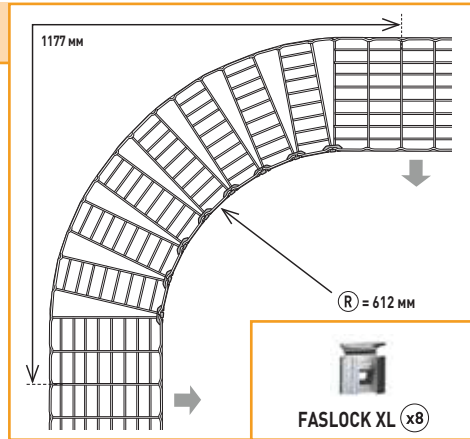
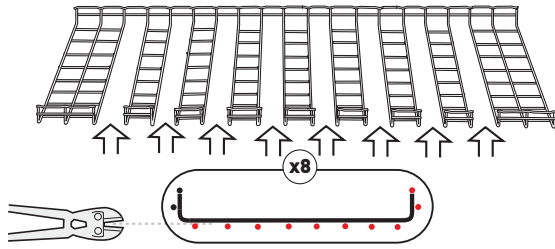


300 MM

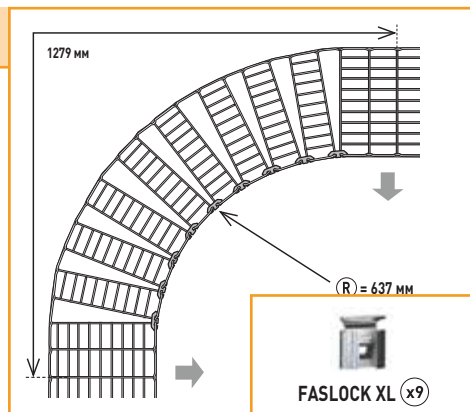
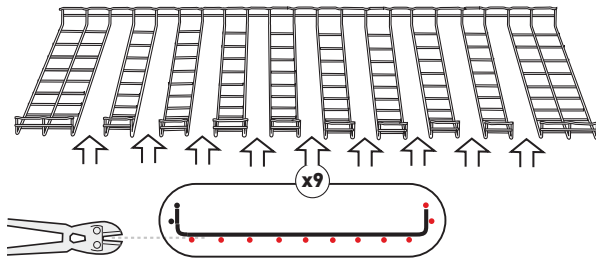




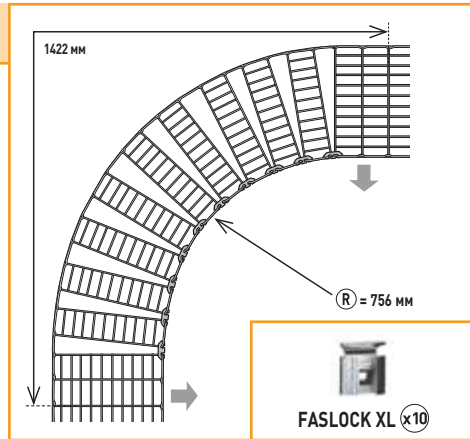
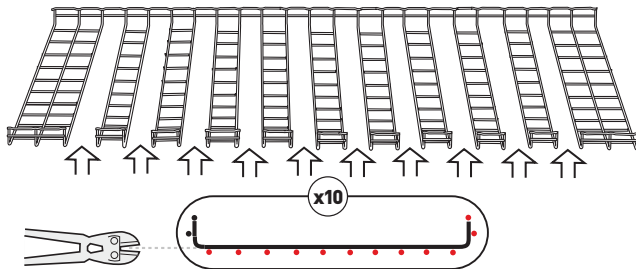
400 MM



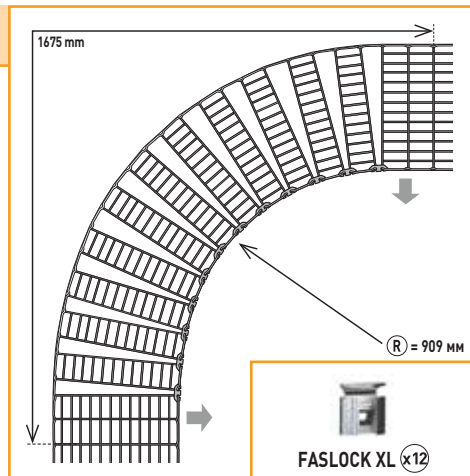
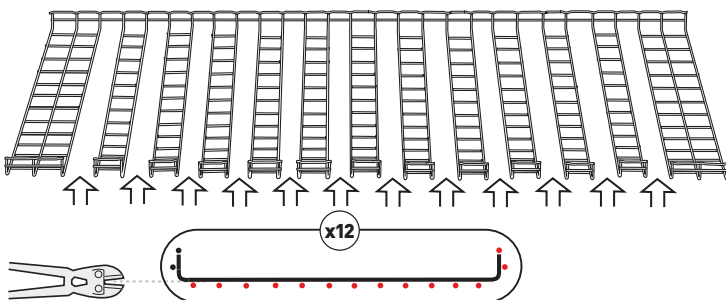
450 MM



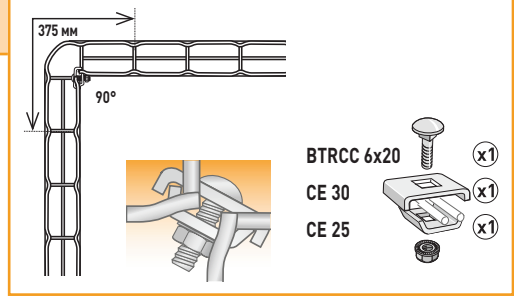
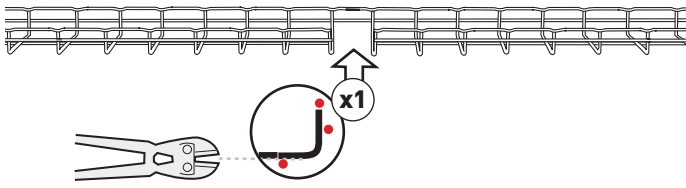
500 MM



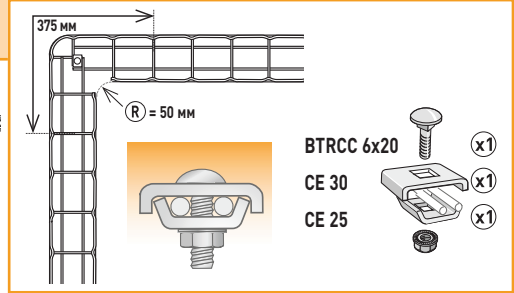
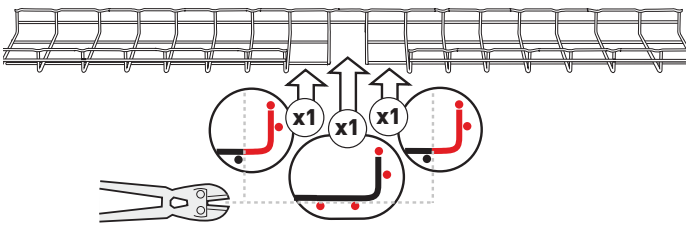
600 MM



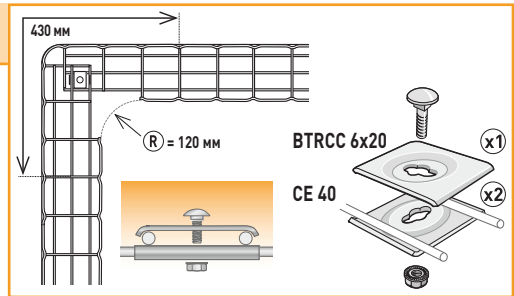
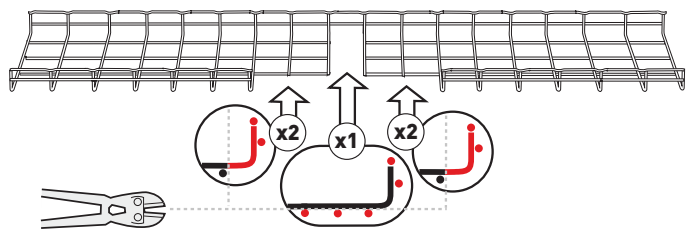
 **50 MM**



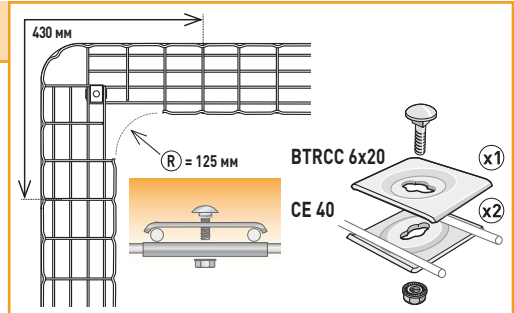
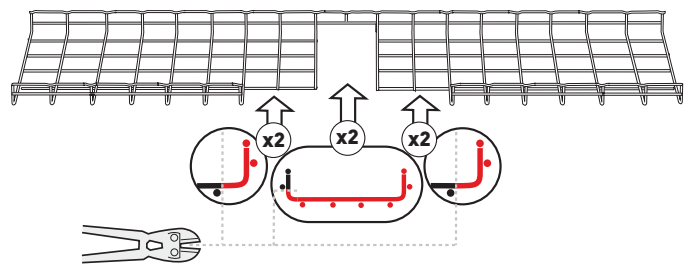
 **100 MM**



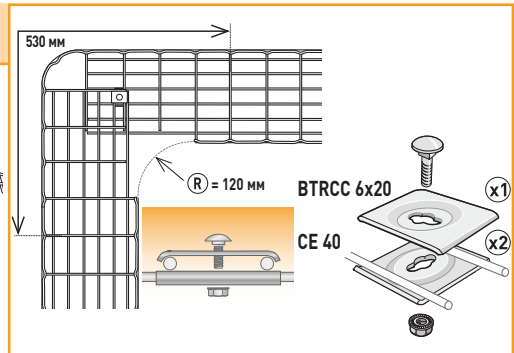
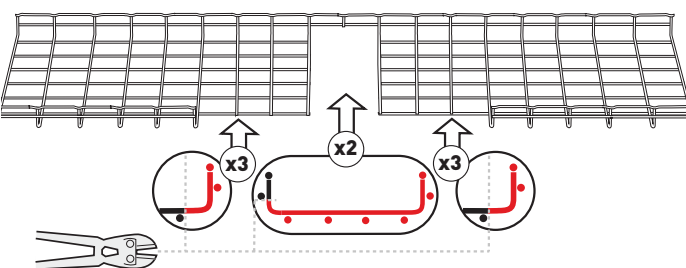
 **150 MM**



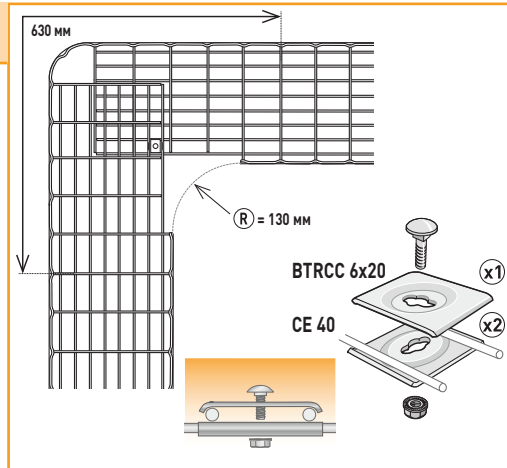
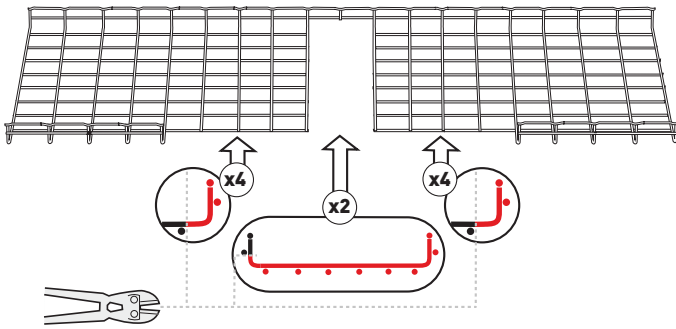
 **200 MM**



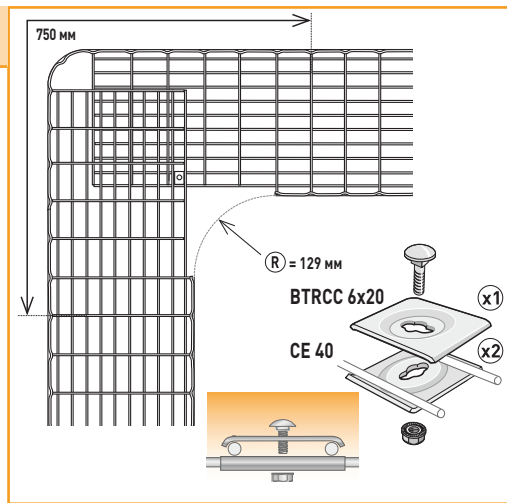
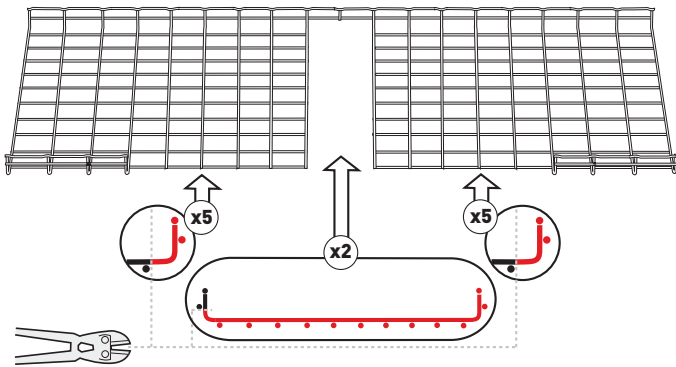
 **300 MM**



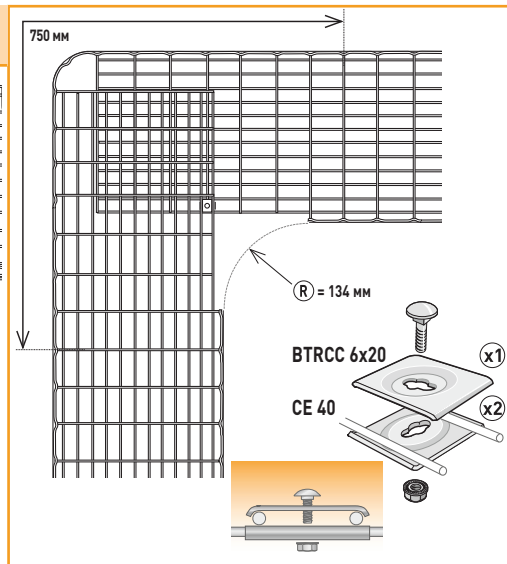
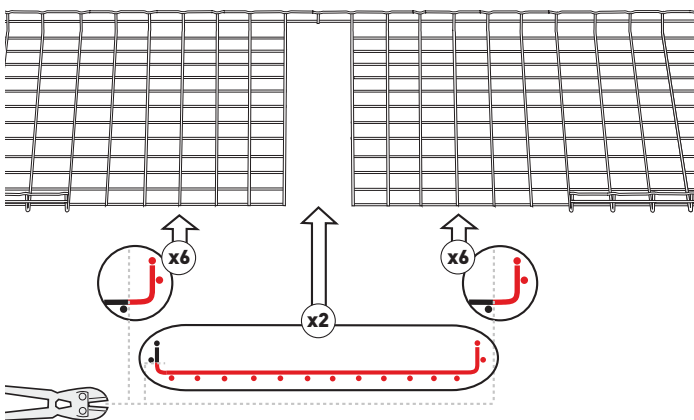
400 - 450 mm



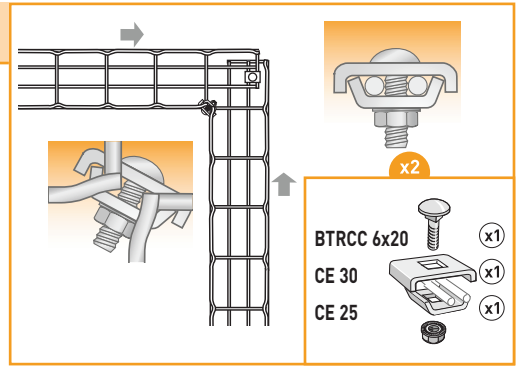
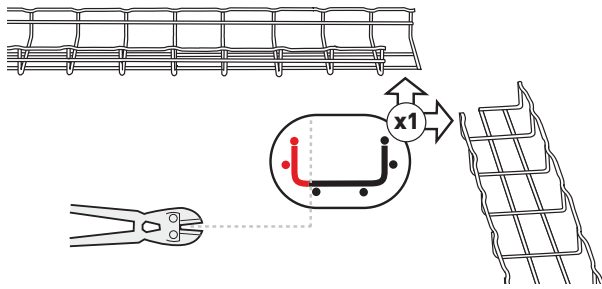
500 mm



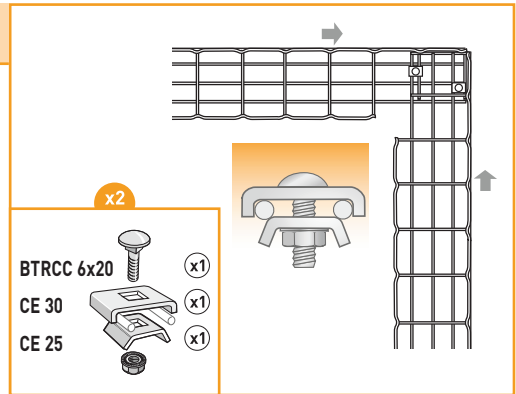
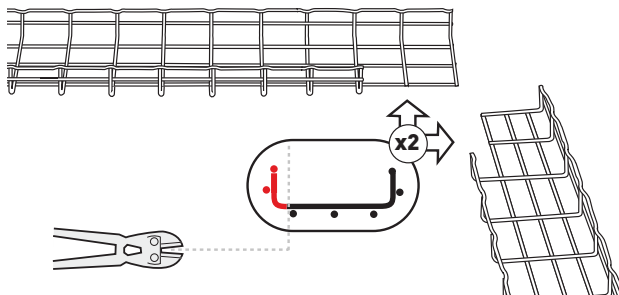
600 mm



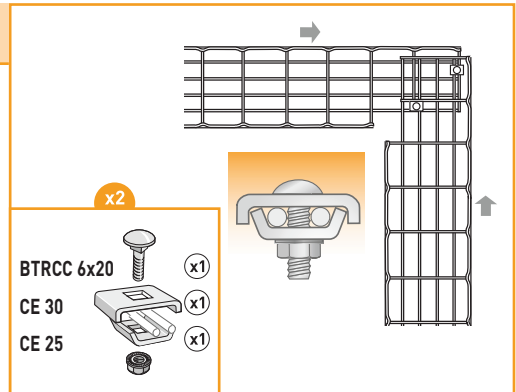
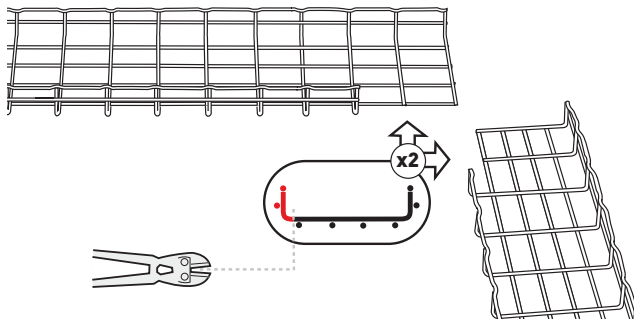
100 MM



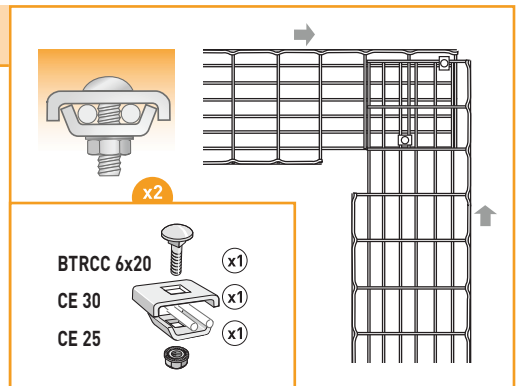
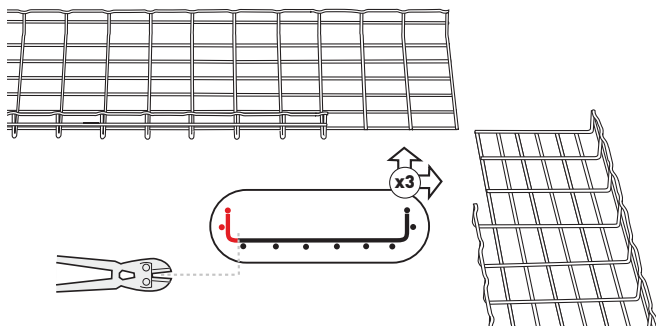
150 MM



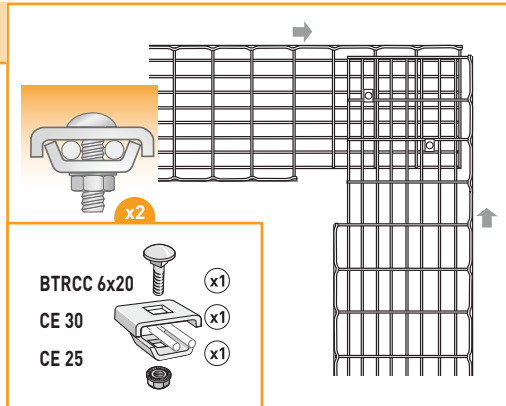
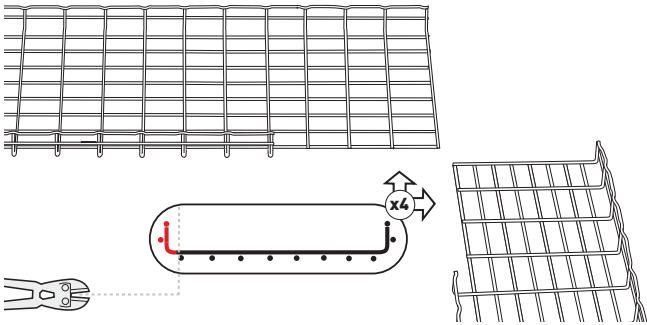
200 MM



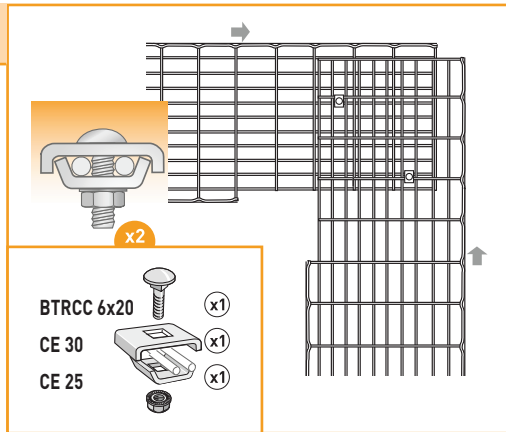
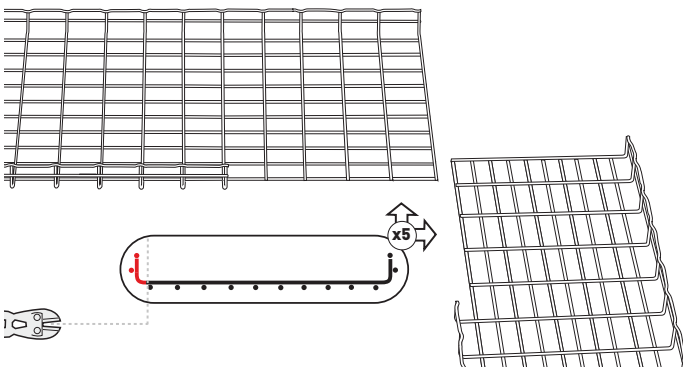
300 MM



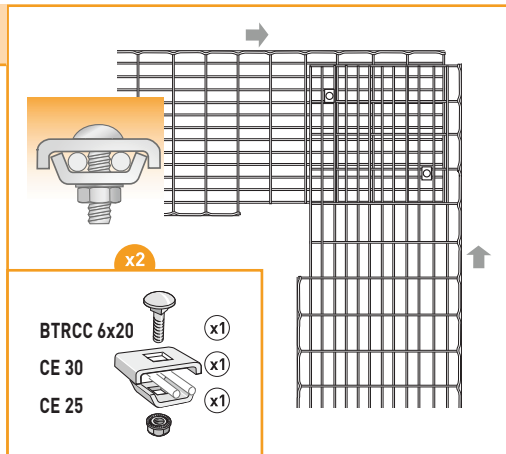
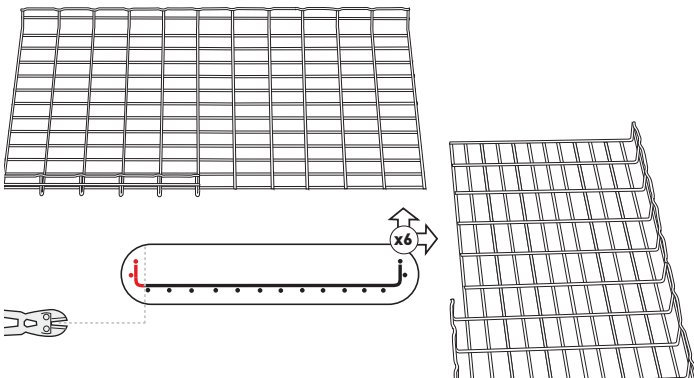
400 MM



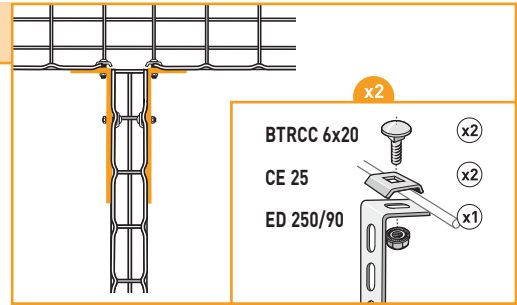
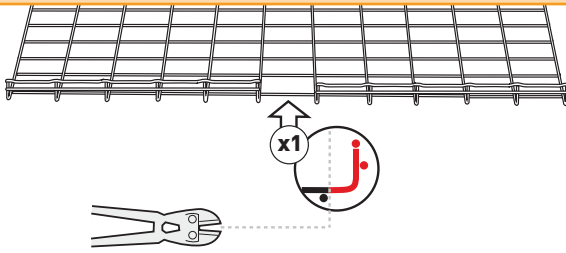
500 MM



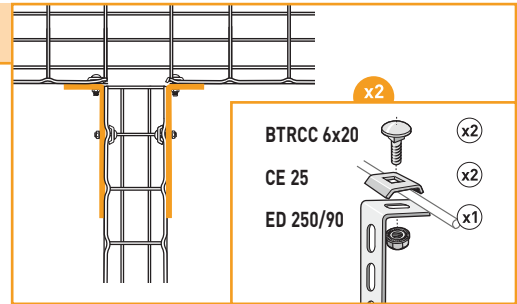
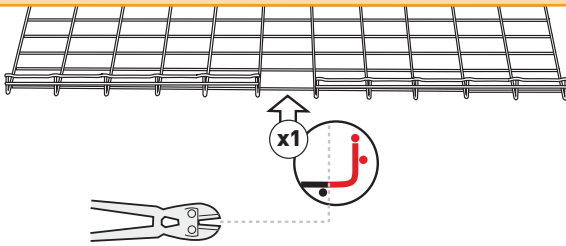
600 MM



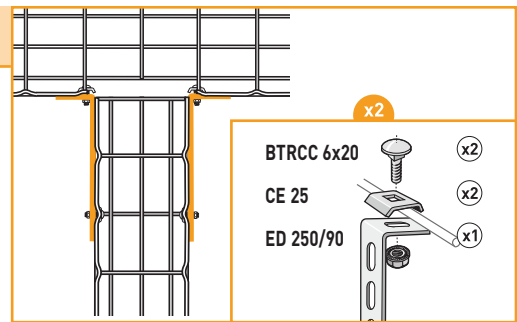
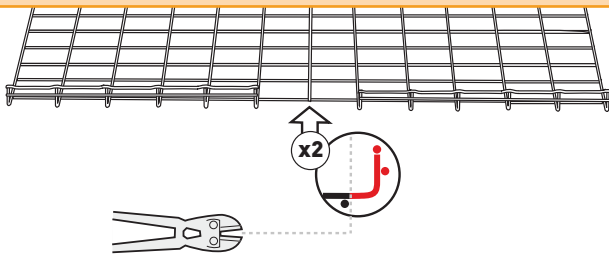
 50 MM



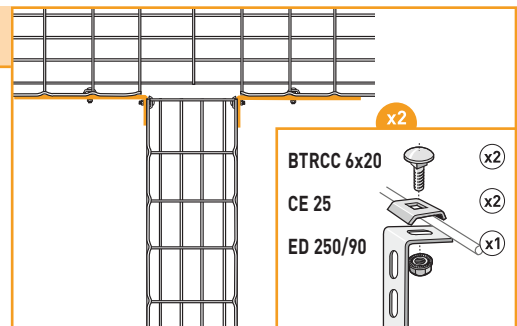
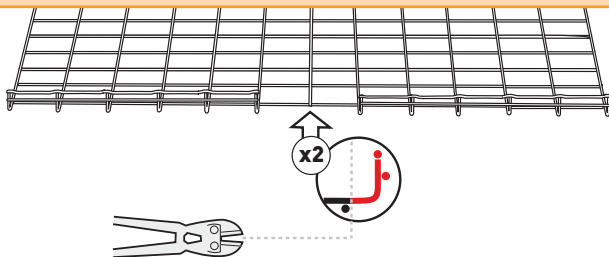
 100 MM



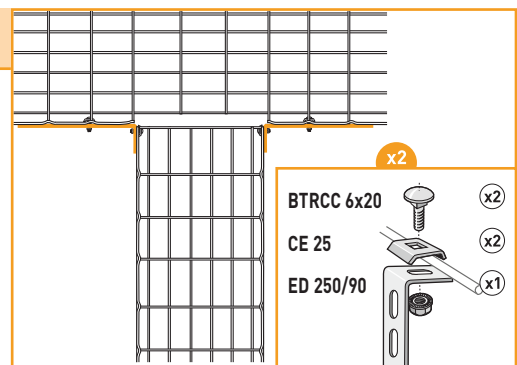
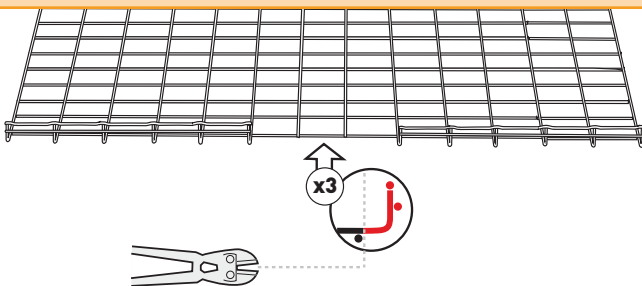
 150 MM



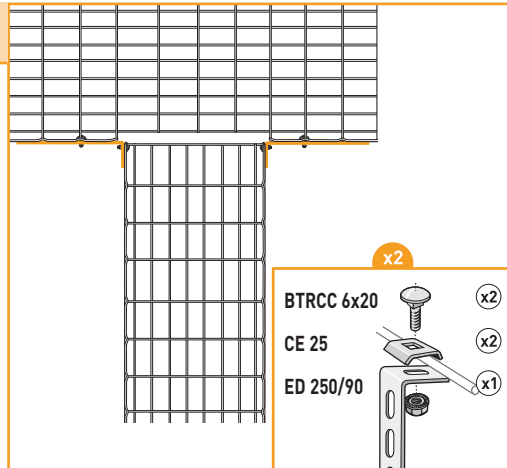
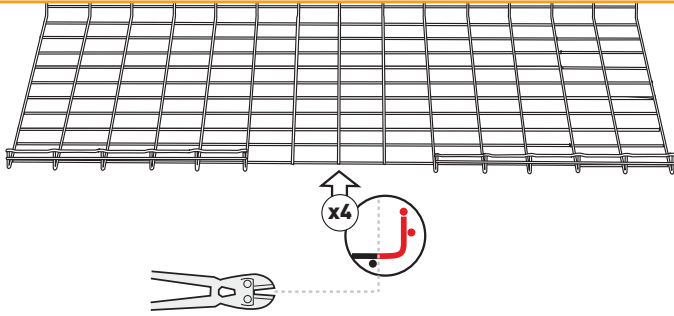
 200 MM



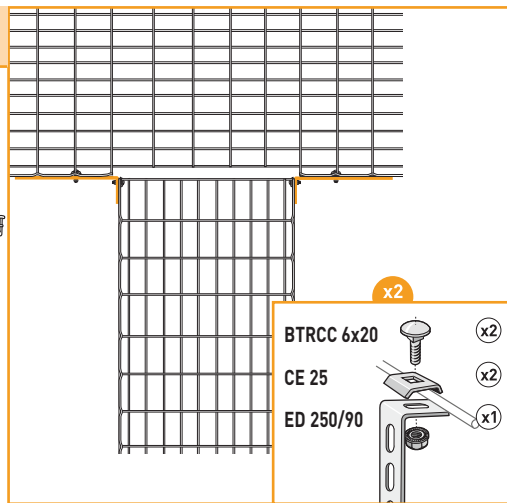
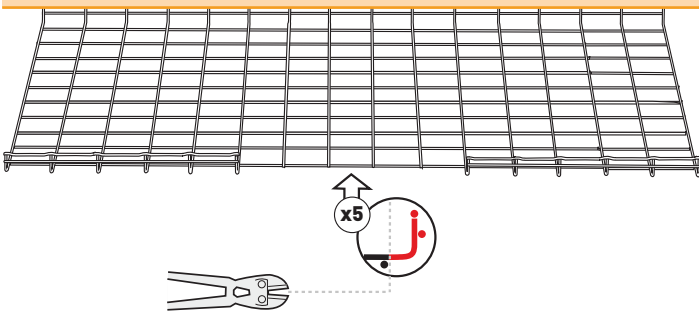
 300 MM



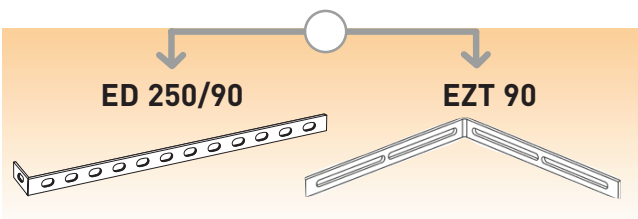
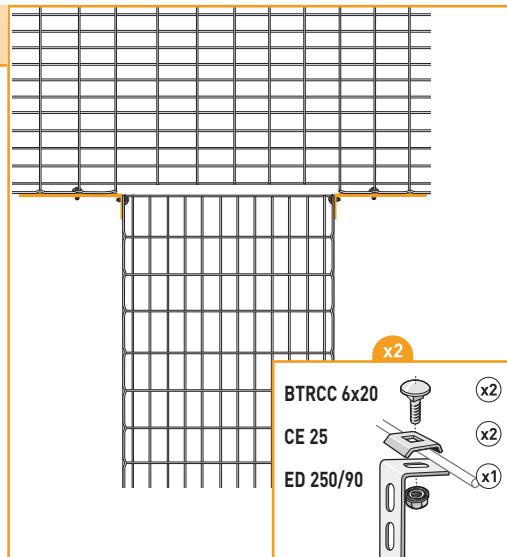
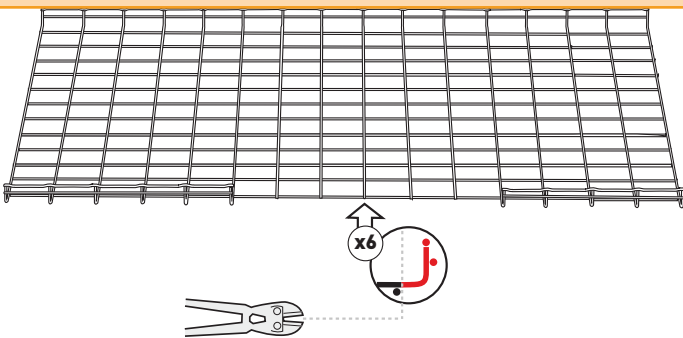
400 MM

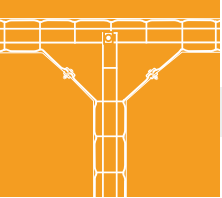


450 - 500 MM

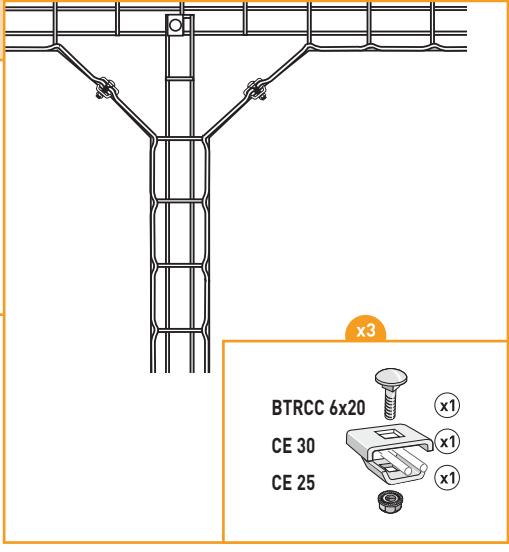
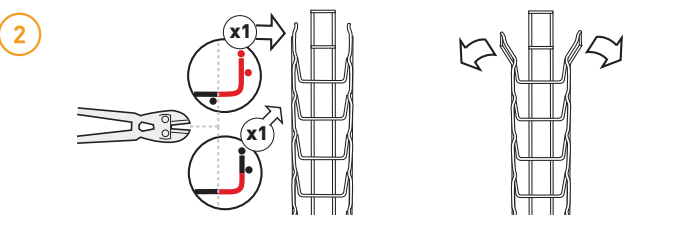
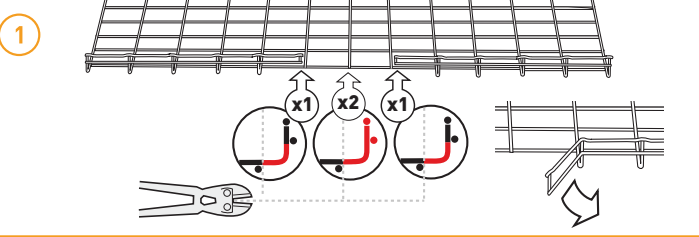


600 MM

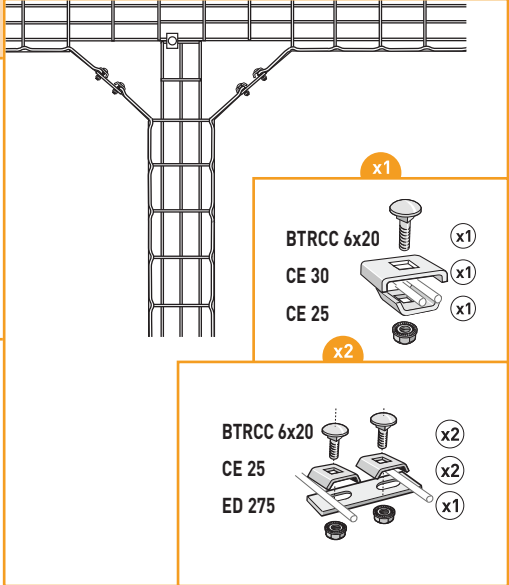
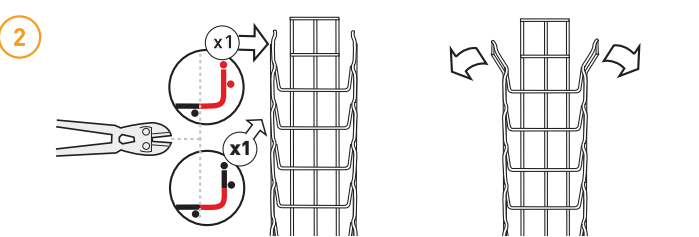
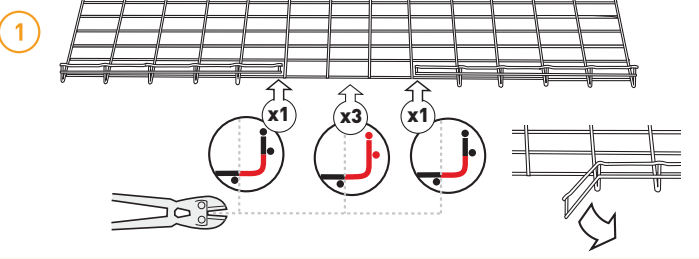




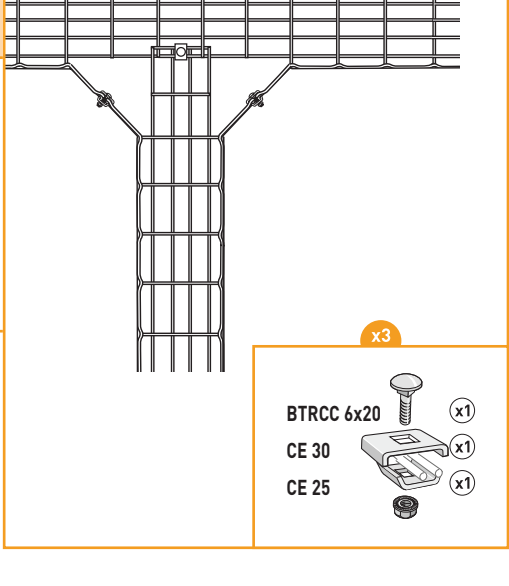
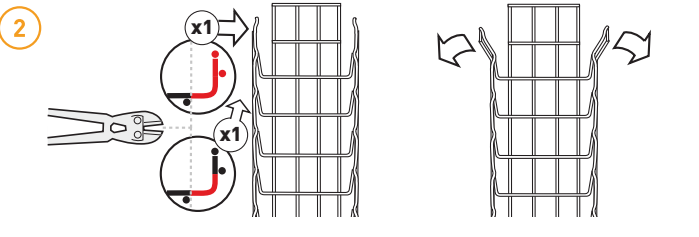
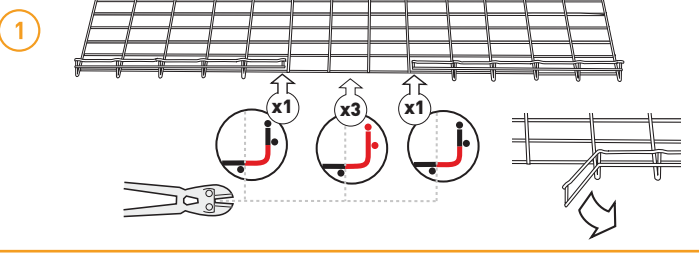
100 MM

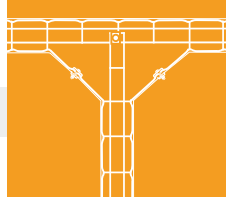


150 MM

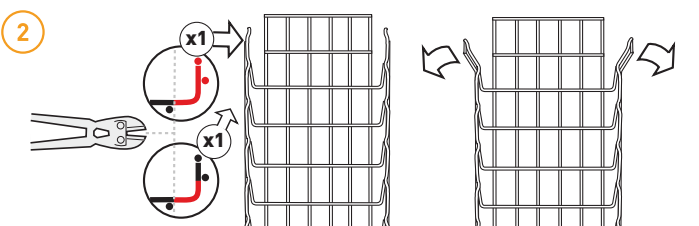
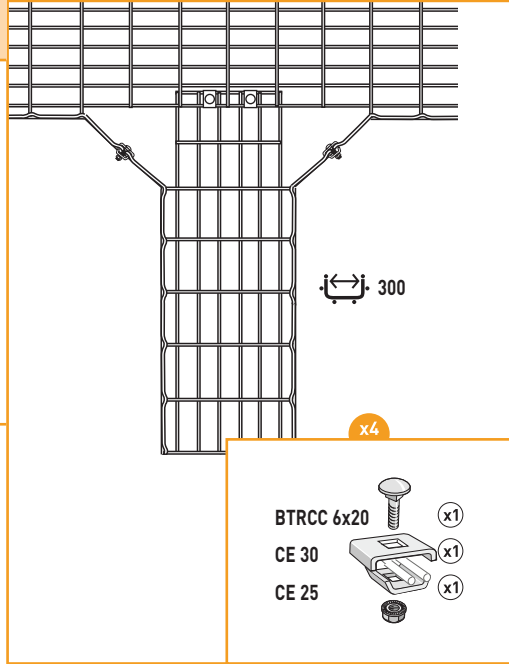
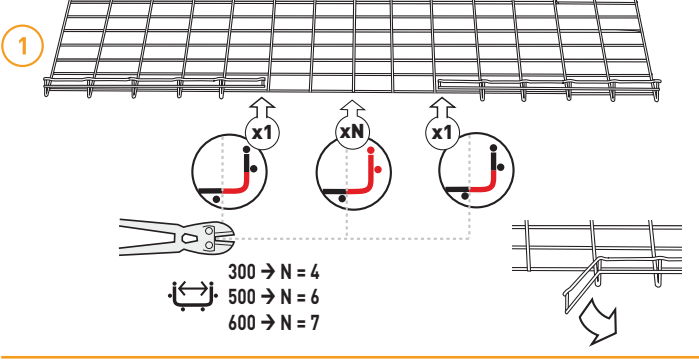


200 MM

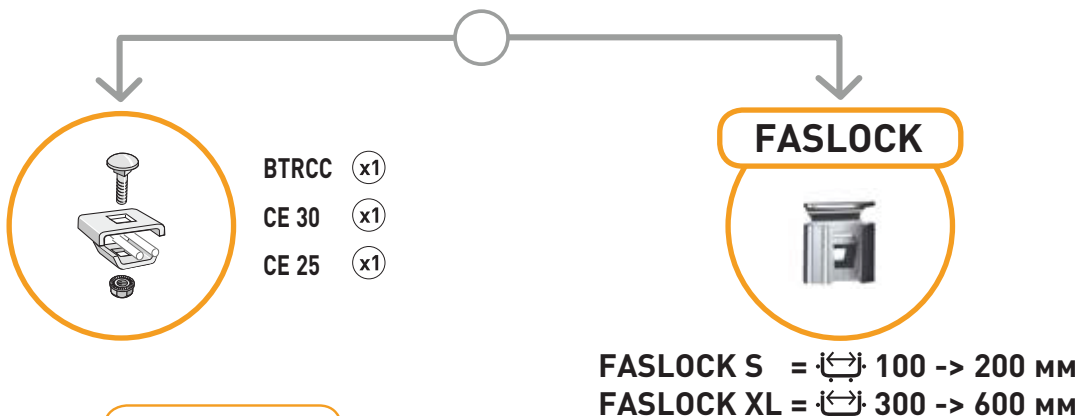
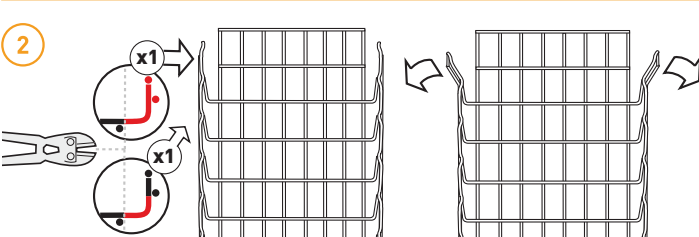
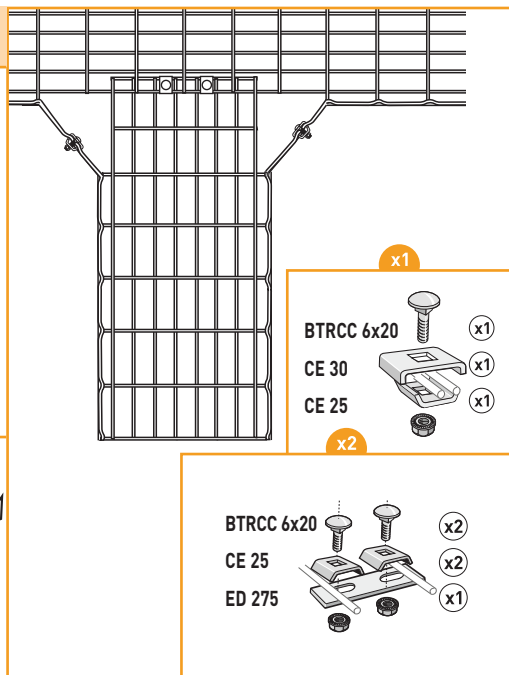
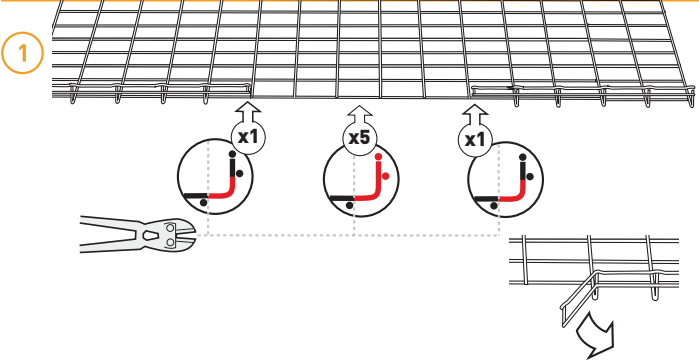




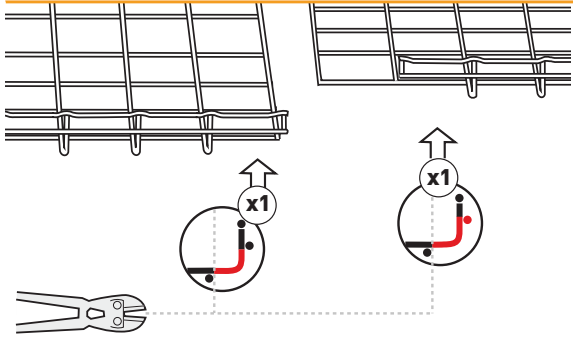
300 - 500 - 600 MM



400 MM

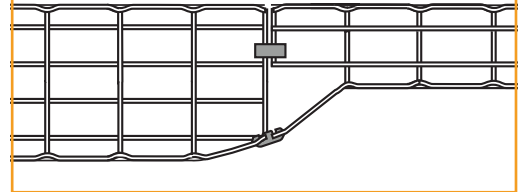


50 MM

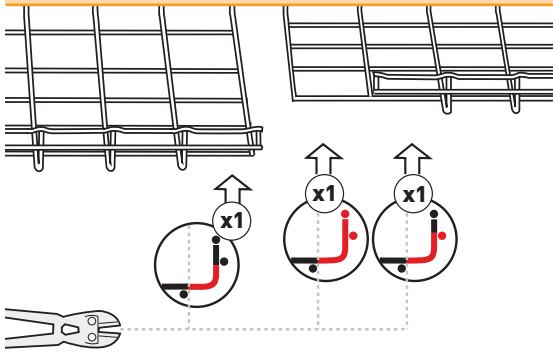


FASLOCK S = 100 -> 200 MM
 FASLOCK XL = 300 -> 600 MM
 FASLOCK x 2

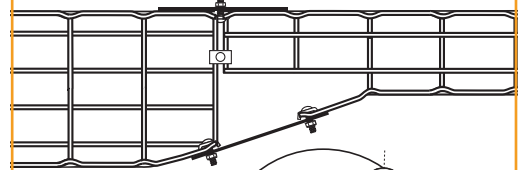
BTRCC (x2)
 CE 30 (x2)
 CE 25 (x2)



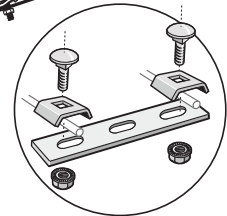
100 MM



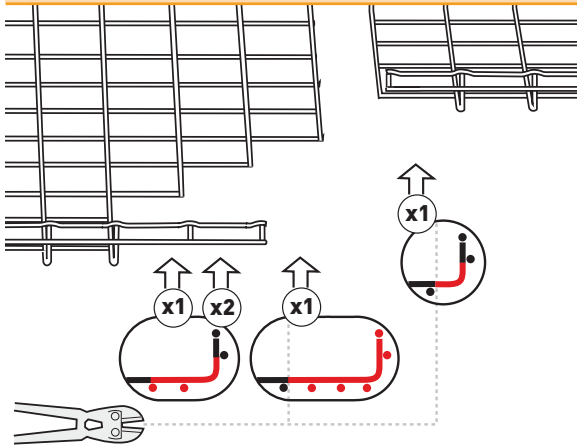
BTRCC (x1)
 CE 30 (x1)
 CE 25 (x1)



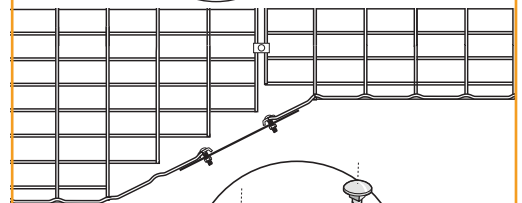
BTRCC (x2)
 CE 25 (x2)
 ED 275 (x1)



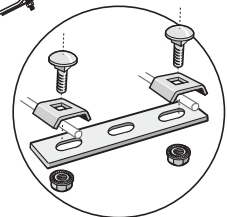
200 MM

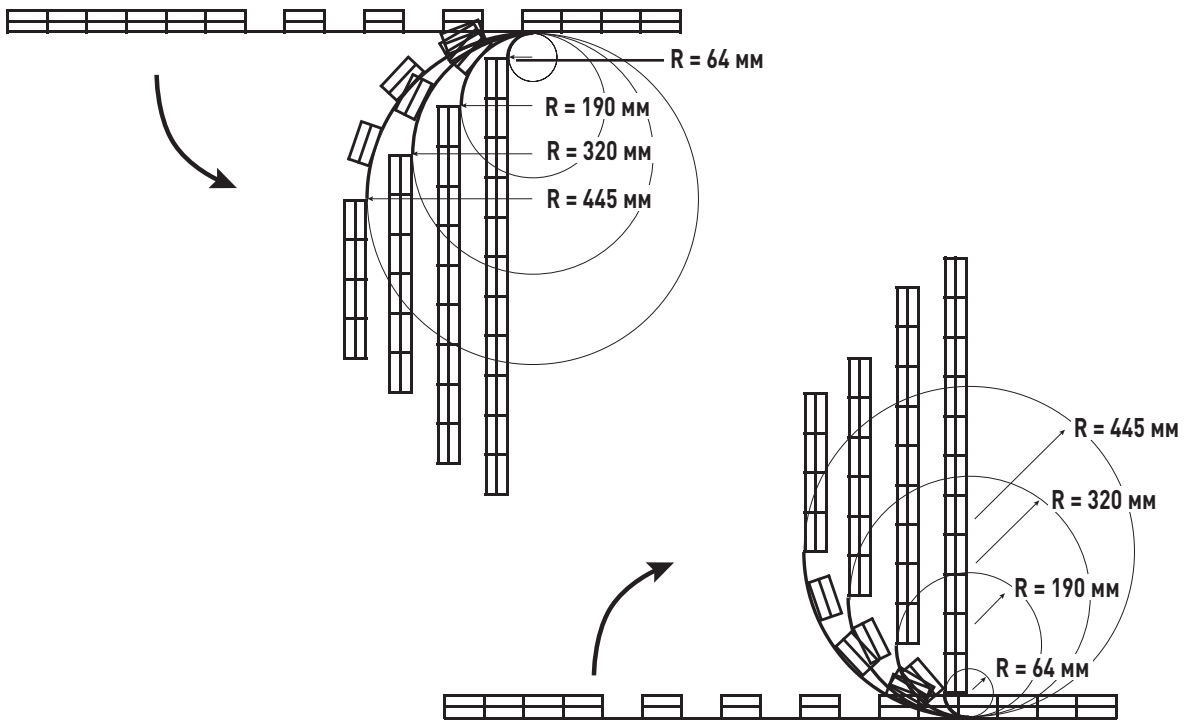
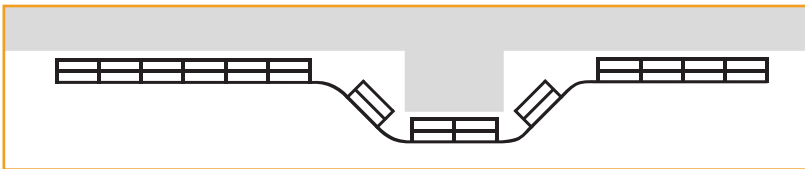
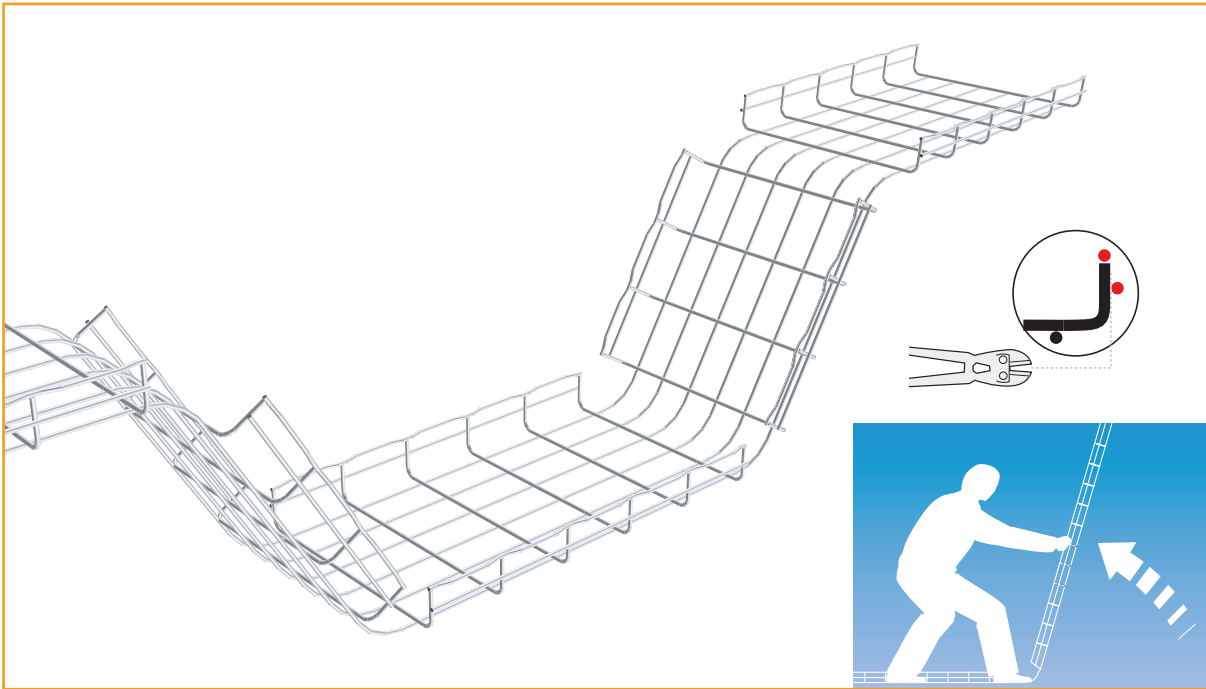


BTRCC (x1)
 CE 30 (x1)
 CE 25 (x1)


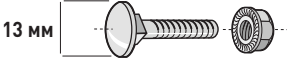
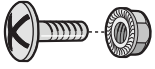



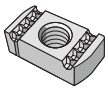
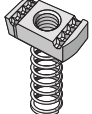


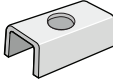




BTRCC (x2)
 CE 25 (x2)
 ED 275 (x1)







BTRCC			\varnothing MM	EZ	DC	304L	316L
 13 MM	BTRCC 6x12	100	6	CM 801 001	CM 801 007	CM 801 008	CM 801 004
	BTRCC 6x20	100	6	CM 801 011	CM 801 017	CM 801 018	CM 801 014
	BTRCC 6x30	100	6	CM 801 021	CM 801 027	-	-
BTRL 	BTRL 6x12	100	6	CM 801 101	-	-	-
	BTRL 8x15	100	8	CM 801 111	-	-	-
VHM 	VHM 6x20	100	6	CM 801 301	-	-	-
	VHM 8x20	100	8	CM 801 321	-	-	CM 801 324
	VHM 8x40	100	8	CM 801 341	-	-	-
	VHM 10x20	100	10	CM 801 361	-	-	-
	VHM 12x25	100	12	CM 801 401	-	-	CM 801 404
	VHM 12x50	100	12	CM 801 421	-	-	CM 801 424
	VHM 12x70	50	12	CM 801 461	-	-	CM 801 464
VHM 12x110	50	12	CM 801 471	-	-	CM 801 474	
EEC 	EEC 6	100	6	CM 801 201	-	-	CM 801 204
	EEC 8	100	8	CM 801 211	-	-	-
HM 	HM 8	100	8	CM 801 611	-	-	CM 801 614
	HM 10	100	10	CM 801 621	-	-	CM 801 624
	HM 12	100	12	CM 801 631	-	-	CM 801 634
RM 	RM 8	100	8	CM 801 511	-	-	CM 801 514
	RM 10	100	10	CM 801 521	-	-	CM 801 524
	RM 12	100	12	CM 801 531	-	-	CM 801 534
E41 	E41M6	100	6	CM 801 801	-	-	CM 801 804
	E41M8	100	8	CM 801 811	-	-	CM 801 814
	E41M10	100	10	CM 801 821	-	-	-
	E41M12	100	12	CM 801 831	-	-	CM 801 834
E41RC 	E41RCM6	100	6	CM 801 841	-	-	-
	E41RCM8	100	8	CM 801 851	-	-	-
	E41RCM10	100	10	CM 801 861	-	-	-
	E41RCM12	100	12	CM 801 871	-	-	-
E41RL 	E41RLM6	100	6	CM 801 901	-	-	-
	E41RLM8	100	8	CM 801 911	-	-	-
	E41RLM10	100	10	CM 801 921	-	-	-
	E41RLM12	100	10	CM 801 931	-	-	-
G 8/90 	G 8x90	100	$\frac{L}{MM}$ 90	CM 801 041	CM 801 047	-	-
CA 	CA 8x75	50	75	CM 801 051	CM 801 057	-	CM 801 054
ECLI 	ECLI	10	-	CM 557 190	CM 557 197	-	CM 557 194
 	COUPFILGM	1	-	-	-	-	CM 559 507
	CUTY-FIL	1	-	-	-	-	CM 559 547



FASTRUT 				EZ	DC	304L	316L
	FS41	50	-	CM 599 007	-	CM 599 004	
CE25 CE40 CE30 CE25VS CE30ES 	CE25 CE30 CE40 CE25VS CE30ES	50 50 25 50 50	CM 558 011 CM 558 041 CM 558 051 CM 558 021 CM 558 031	CM 558 013 CM 558 043 CM 558 053 CM 558 027 CM 558 037	CM 558 018 CM 558 048 CM 558 058 - -	CM 558 014 CM 558 044 CM 558 054 - -	
KITASSTR KITFIXTR KITASSVS KITFIXVS KITINOX 	KITASSTR KITFIXTR KITASSVS KITFIXVS KITINOX	50 50 50 50 50	CM 558 081 CM 558 091 CM 558 071 CM 558 061 -	CM 558 087 CM 558 097 CM 558 077 CM 558 067 -	- - - - -	- - - - CM 558 954	
FASLOCK 	FASLOCK S FASLOCK XL	25 25	CM 558 340 CM 558 320	CM 558 347 CM 558 327	- -	CM 558 344 CM 558 324	

ED 275 ED 1100 ED 250/90 EZT 90 (MM)	ED 275 ED 1100 ED 250/90 EZT 90	$\frac{L}{MM}$ 275 1100 250/90 225/225	$\frac{L}{MM}$ 275 1100 250/90 225/225	 50 1 50 1	EZ CM 558 221 CM 558 201 CM 558 211 CM 840 231	DC CM 558 223 CM 558 203 CM 558 213 CM 840 233	304L CM 558 228 - - -	316L CM 558 224 CM 558 204 - -
TF (MM)	TF 6x1000 TF 8x1000 TF 10x1000 TF 12x1000	$\frac{\varnothing}{MM}$ 6 8 10 12	$\frac{\varnothing}{MM}$ 6 8 10 12	1 1 1 1	CM 801 701 CM 801 711 CM 801 721 CM 801 731	- - - -	- - - -	CM 801 704 CM 801 714 - -
MF 	MF 6x20 MF 8x20 MF 10x30 MF 12x30	6 8 10 12	6 8 10 12	50 50 50 50	CM 801 741 CM 801 751 CM 801 771 CM 801 761	- - - -	- - - -	- - - -
CLE FAS 	CLE FAS			1	CM 558 300	-	-	-



CM 000 060 → CM 001 938	CF30 - 54 - 105 - 150		13 → 16
CM 002 700 → CM 002 724	CS		40, 62
CM 002 730 → CM 002 753	PS		62
CM 002 760 → CM 002 784	CSC		40, 61
CM 002 920 → CM 002 943	RCS		60, 62
CM 003 221 → CM 003 243	CFG		20
CM 004 063 → CM 004 208	CFC		18
CM 011 100	FAS ROLLER		89
CM 012 760 → CM 012 784	CSCC		40, 61
CM 013 010 → CM 013 604	RCSN 150 → 3000		49, 57, 59, 76, 81
CM 080 060 → CM 081 094	PCF54 - FCF54 - FASCLIC		12
CM 091 937 → CM 091 938	IBP80, IBP150		87
CM 092 012 → CM 092 022	BP80, BP150		87
CM 250 018 → CM 250 518	EZ-PATH		92, 93
CM 430 111 → CM 430 114	G-MINI		21
CM 430 161 → CM 430 201	UF30		20
CM 450 621 → CM 450 724	HDF		19
CM 556 100 → CM 556 153	CSN		39, 64, 66, 67, 71, 79
CM 556 200 → CM 556 233	CLN		43
CM 556 300 → CM 556 353	CSNC		39, 61
CM 556 600 → CM 556 634	PCSN		63
CM 557 010 → CM 557 033	C		44, 45
CM 557 190 → CM 557 197	ECLI		40, 61, 62, 112
CM 557 203	CCRP		80
CM 557 213 → CM 557 283	CRP		47, 69, 80
CM 557 300 → CM 557 304	CEQ		54
CM 557 400 → CM 557 474	CU		42, 43, 65, 66, 69
CM 557 610 → CM 557 613	EDF600		41 → 43, 45, 59, 64
CM 557 800 → CM 557 803	INTERFAS		69
CM 557 860 → CM 557 914	CC21S - PC21S		45, 67
CM 557 920 → CM 557 974	CG		41, 65, 67
CM 558 011 → CM 558 097	CE25, CE30, CE40, KIT		30 → 33, 55, 113
CM 558 180 → CM 558 184	CE35		84
CM 558 201 → CM 558 213	ED1100, ED250/90		113
CM 558 221 → CM 558 228	ED 275		30, 62, 113
CM 558 241 → CM 558 247	EDRN		27
CM 558 251 → CM 558 254	EDT		31
CM 558 270 → CM 558 278	EDS		28
CM 558 280 → CM 558 288	AUTOCLIC		26
CM 558 300	CLEFAS		113
CM 558 320 → CM 558 347	FASLOCK		29, 97, 100, 113
CM 558 403	EAC		32
CM 558 410 → CM 558 417	CEFAS		32
CM 558 954	KITINOX		33, 113
CM 559 013 → CM 559 024	CLMP1, CLMP2		71
CM 559 033 → CM 559 043	ET20 / ET30		83
CM 559 063 → CM 559 064	CFU		83
CM 559 073	CLMP3		71
CM 559 090 → CM 059 097	CLMU		81
CM 559 113	CLMP4		75
CM 559 157 → CM 559 197	CLIP		90
CM 559 201 → CM 559 211	EF		83
CM 559 220	UFC		79
CM 559 280 → CM 559 287	CLMFAS		80
CM 559 301	PA23		82
CM 559 507 → CM 559 577	COUPFIL & CUTY-FIL		96, 112
CM 559 605	EPVCSN		63
CM 559 615	EPEDF		65
CM 559 625	EP41		67, 69
CM 559 635 → CM 559 655	EP COT		22
CM 559 665 → CM 559 675	EP4X, EP21		63, 66, 72
CM 559 677	CABLOGRIP		89
CM 561 010 → CM 561 023	EDF 2000/3000		41 → 43, 45, 59, 64
CM 561 040 → CM 561 084	DFA, ERD10, DF, PFREDF		64, 65
CM 561 090 → CM 561 093	EDF1000		41 → 43, 45, 58, 64

CM 561 100 → CM 561 114	PFRM, SI		44, 68
CM 561 300 → CM 561 303	SPST		62, 64
CM 561 310 → CM 561 313	EDF300		41 → 43, 45, 58, 64
CM 585 050 → CM 585 130	SCMT, SBU, SBD, SUBD		84, 85, 91
CM 585 140 → CM 585 153	MFM, MFPOLYA		88
CM 585 160 → CM 585 167	DEV100		89
CM 585 180 → CM 585 190	SL		88
CM 585 327 → CM 585 427	GRIFEQUIP, BLT, BLF		91
CM 585 410 → CM 585 417	SBDN		84
CM 586 020 → CM 586 024	AS		58
CM 586 031 → CM 586 037	SAS		55
CM 586 040 → CM 586 048	UC50		36, 48, 54, 78
CM 586 050 → CM 586 057	CAT30		37
CM 586 060 → CM 586 068	CM50		38, 86
CM 586 070 → CM 586 074	FV1		49
CM 586 080 → CM 586 084	R55		49, 77
CM 586 100 → CM 586 104	SF100		54
CM 586 130 → CM 586 138	CM50XL		38, 49, 55, 86
CM 586 140 → CM 586 144	SF50		54
CM 586 150 → CM 586 154	UCS		57
CM 586 160 → CM 586 164	UC35		21
CM 586 170 → CM 586 174	R15		48, 77
CM 586 180 → CM 586 184	FTX		21, 78
CM 586 190 → CM 586 197	CAT40		37, 86
CM 586 200 → CM 586 600	SCF/PFSCF		56
CM 586 230 → CM 586 257	CM50WL - CM50XXL		86
CM 586 610 → CM 586 617	R15/300		48, 79
CM 586 640 → CM 586 657	R25 / R35		48, 77
CM 586 711 → CM 586 748	COTFIL		22
CM 586 810 → CM 586 840	EXT-SCF		56
CM 595 013 → CM 595 064	C41S		46, 69
CM 595 103 → CM 595 203	P41S, PF41S		68, 70
CM 595 213 → CM 595 293	ECL41, EQ, PV, PL		71
CM 595 303 → CM 595 334	TE, TRAP, ZED, OM		71
CM 595 340	SU41		66 → 68, 72
CM 595 353	UFI41		80
CM 595 360 → CM 595 364	PFN41S		67, 68, 70
CM 595 370 → CM 595 374	CLU		80
CM 595 380	PFR41S		67
CM 595 500 → CM 595 543	R41S/RE41S		42, 60, 68, 70
CM 595 700 → CM 595 790	RE41SP		41, 67
CM 595900 → CM 595907	CM 100/25		50
CM 595910 → CM 595917	CM 100/50		50
CM 595920 → CM 595927	CM 100/100		51
CM 595930 → CM 595937	UC 100/50		51
CM 596 033 → CM 596 063	C41D		47, 73
CM 596 113 → CM 596 203	P41D, PF41D		73
CM 596 213	OM41/41D		71
CM 596 220 → CM 596 328	PFN41D, R41D		73
CM 597 013 → CM 597 043	C21S		46, 66, 72
CM 597 103	ZED41/21		71
CM 597 320 → CM 597 328	R21S		57, 60, 66, 72
CM 597 700 → CM 597 734	CCP21S		61
CM 598 203 → CM 598 283	P21D		72
CM 599 004 → CM 599 007	FASTRUT (FS41)		71, 113
CM 629 050 → CM 646 224	CVN, CP, CLIP F		23
CM 755 001 → CM 755 104	TXF35, CP35		21
CM 800 101 → CM 800 503	CF80		16
CM 801 001 → CM 801 931			112, 113
CM 809 109 → CM 809 129	FASTIE		89
CM 840 101 → CM 840 133	PA		90
CM 840 231 → CM 840 233	EZT90		113
CM 923 010 → CM 923 054	COT		22
CM 923 060 → CM 923 080	CTR		17



AS	CM 586 020 → CM 586 024	58
AUTOCLIC	CM 558 280 → CM 558 288	26
BLF, BLT	CM 585 357 → CM 585 407	91
BP80, BP150	CM 092 012 → CM 092 022	87
BTRCC, BTRL	CM 801 001 → CM 801 111	31, 112
C	CM 557 010 → CM 557 033	44, 45
C21S, C41S, C41D	CM 595 013 → CM 597 043	46, 47, 66, 69, 72, 73
CA	CM 801 051 → CM 801 057	112
CABLOGRIP	CM 559 677	89
CAT30, CAT40	CM 586 050 → CM 586 197	37, 86
CC21S	CM 557 860 → CM 557 894	45, 66
CCP21S	CM 597 700 → CM 597 734	61
CCRP	CM 557 203	80
CE25, CE30	CM 558 011 → CM 558 044	30 → 33, 113
CE35	CM 558 180 → CM 558 184	84
CE40	CM 558 051 → CM 558 058	55, 113
CEFAS	CM 558 410 → CM 558 417	29
CEQ	CM 557 300 → CM 557 304	54
CF30	CM 000 011 → CM 000 851	15
CF54	CM 000 060 → CM 000 408	13
CF80	CM 800 101 → CM 800 503	16
CF105	CM 000 891 → CM 001 938	14
CF150	CM 000 951 → CM 001 023	16
CFC	CM 004 063 → CM 004 208	18
CFG	CM 003 221 → CM 003 243	20
CFU	CM 559 063 → CM 559 064	83
CG	CM 557 920 → CM 557 974	41, 65, 67
CLEFAS	CM 558 300	113
CLIP	CM 559 157 → CM 559 197	90
CLIP F	CM 646 200 → CM 646 224	23
CLMFAS, CLMU, CLU	CM 559 090 → CM 595 374	81
CLMP	CM 559 013 → CM 559 073	71
CLN	CM 556 200 → CM 556 233	43
CM50, CM50XL	CM 586 060 → CM 586 138	38, 49, 55, 76, 86
CM50 WL	CM 586 230 → CM 586 237	86
CM50 XXL	CM 586 250 → CM 258 257	86
CM 100/25	CM 595900 → CM 595907	50
CM 100/50	CM 595910 → CM 595917	50
CM 100/100	CM 595920 → CM 595927	51
COT	CM 923 010 → CM 923 054	22
COTFIL	CM 586 711 → CM 586 748	22
COUPFIL	CM 559 507	96, 112
CP	CM 646 010 → CM 646 084	23
CP35	CM 755 100 → CM 755 104	21
CRP	CM 557 213 → CM 557 283	47, 69, 80
CS, CSC, CSCC	CM 002 700 → CM 012 784	40, 61, 62
CSN, CSNC	CM 556 100 → CM 556 353	39, 66, 71
CTR	CM 923 060 → CM 923 080	17
CU	CM 557 400 → CM 557 474	42, 43, 65, 66, 69
CUTY-FIL	CM 559 547	96, 112
CVN	CM 629 050 → CM 629 603	23
DEV100	CM 585 160 → CM 585 167	89
DF	CM 561 060 → CM 561 064	64
DFA	CM 561 040 → CM 561 043	64
E41, E41RC, E41RL	CM 801 801 → CM 801 931	112
EAC	CM 558 403	32
ECC	CM 801 201 → CM 801 211	112
ECL41/41	CM 595 213 → CM 595 214	71
ECLI	CM 557 190 → CM 557 197	40, 61, 62, 112
ED 250/90	CM 558 211 → CM 558 213	106, 113
ED 275	CM 558 221 → CM 558 228	30, 62, 113
ED 1100, ED250/90	CM 558 201 → CM 558 213	113
EDF	CM 557 610 → CM 561 313	41 → 43, 45, 59, 64
EDRN	CM 558 241 → CM 558 247	27
EDS, EDT	CM 558 251 → CM 558 278	28, 31
EF	CM 559 201 → CM 559 211	82
EP COT	CM 559 635 → CM 559 655	22
EP21, 41, 4X, EPVCSN	CM 559 615 → CM 559 675	63, 66 → 69, 72
EQ	CM 595 223 → CM 595 274	71
ERD10	CM 561 050 → CM 561 053	64
ET20 / ET30	CM 559 033 → CM 559 043	83
EXSBD	CM 585 130	85
EXT-SCF	CM 586 810 → CM 586 840	56

EZ-PATH	CM 250 018 → CM 250 518	92, 93
EZT90	CM 840 231 → CM 840 233	113
FAS ROLLER	CM 011 100	89
FASLOCK	CM 558 320 → CM 558 347	29, 97, 100, 113
FASTIE	CM 809 109 → CM 809 129	89
FCF54 - FASCLIC	CM 081 060 → CM 081 094	12
FS41 - FASRUT	CM 599 004 → CM 599 007	71, 113
FTX	CM 586 180 → CM 586 184	21, 78
FV1	CM 586 070 → CM 586 078	49
G 8/90	CM 801 041 → CM 801 047	112
G-MINI	CM 430 111 → CM 430 114	21
GRIFEQUIP	CM 585 327 → CM 585 427	91
HDF	CM 450 621 → CM 450 724	19
HM	CM 801 611 → CM 801 634	112
IBP80, IBP15	CM 091 937 → CM 091 938	87
INTERFAS	CM 557 800 → CM 557 803	69
KIT	CM 558 061 → CM 558 097	29, 30, 31, 113
KITINOX	CM 558 954	33, 113
MF	CM 801 741 → CM 801 761	113
MFM	CM 585 140 → CM 585 153	88
MFPOLYA	CM 585 145	88
OM41/41S	CM 595 333 → CM 596 213	71
P21D	CM 598 203 → CM 598 283	72
P41D	CM 596 113 → CM 596 153	73
P41S	CM 595 103 → CM 595 163	68, 70
PA	CM 840 101 → CM 840 133	90
PA23	CM 559 301	82
PC21S	CM 557 900 → CM 557 914	67
PCF54 AUTOCLIC	CM 080 060 → CM 080 403	12
PCSN	CM 556 600 → CM 556 634	63
PF41D	CM 596 203	73
PF41S	CM 595 203	70
PFN41D	CM 596 220 → CM 596 224	73
PFN41S	CM 595 360 → CM 595 364	67, 68, 70
PFR41S	CM 595 380	67
PFREDF	CM 561 080 → CM 561 084	64
PFRM	CM 561 110 → CM 561 114	44, 68
PFSCF	CM 586 210	56
PL4T	CM 595 293	74
PS	CM 002 730 → CM 002 753	62
PV41	CM 595 283 → CM 595 284	71
R15, R25, R35, R55	CM 586 080 → CM 586 657	48, 77
R21S	CM 597 320 → CM 597 328	57, 60, 66, 72
R41D	CM 596 320 → CM 596 328	73
R41S/RE41S	CM 595 500 → CM 595 543	42, 60, 68 → 70
RCS	CM 002 920 → CM 002 943	60, 62
RCSN	CM 013 010 → CM 013 604	49, 57, 59, 76
RE41SP	CM 595 700 → CM 595 790	41, 67
RM	CM 801 511 → CM 801 534	112
SAS	CM 586 031 → CM 586 037	55
SBD, SBDN, SBU	CM 585 050 → CM 585 417	84, 85, 91
SCF	CM 586 200 → CM 586 600	56
SCMT	CM 585 080	91
SF50, SF100	CM 586 100 → CM 586 144	54
SI	CM 561 100 → CM 561 103	44
SL50, SL100	CM 585 180 → CM 585 190	88
SPST	CM 561 300 → CM 561 303	62, 64
SU41	CM 595 340	66 → 68, 72
SUBD	CM 585 120	85
TE4T	CM 595 303	74
TF	CM 801 701 → CM 801 731	113
TRAP4T	CM 595 313	74
TXF35	CM 755 001 → CM 755 008	21
UC35	CM 586 160 → CM 586 164	21
UC50	CM 586 040 → CM 586 048	36, 48, 54, 78
UC 100/50	CM 595930 → CM 595937	51
UCS	CM 586 150 → CM 586 154	57
UF30	CM 430 161 → CM 430 201	20
UFC	CM 559 220	79
UFI41	CM 595 353	80
VHM	CM 801 301 → CM 801 474	112
ZED41/21, ZED41/41	CM 597 103 → CM 595 323	71

РОССИЯ

Владивосток

690012 Владивосток
ул. Калинина, д. 42,
корпус Литера 1, офис 323
Тел.: (423) 254 71 04, (914) 678 18 12
e-mail: bureau.vladivostok@legrand.ru

Волгоград

400131 Волгоград,
ул. Коммунистическая, д. 19Д, офис 528
Тел.: (8442) 33 11 76
e-mail: bureau.volgograd@legrand.ru

Воронеж

394036 Воронеж,
ул. Красноармейская, д. 52Б
Тел./факс: (4732) 51 95 70
e-mail: bureau.voronej@legrand.ru

Екатеринбург

620075 г. Екатеринбург
ул. К. Либкнехта, 22, оф. 402
Тел./факс: (343) 253 00 50
e-mail: bureau.ekaterinburg@legrand.ru

Иркутск

630049 Иркутск,
ул. Ширямова, д. 2/4, офис 11
Тел.: (3952) 50 08 49
e-mail: bureau.irkutsk@legrand.ru

Ижевск

426057 Ижевск, ул. Пушкинская, 223
Тел.: (3412) 91 25 16
e-mail: bureau.izhevsk@legrand.ru

Казань

420124 Казань,
ул. Сулеймановой, д. 7, офис 1
Тел./факс: (843) 227 03 30 / 01 57
e-mail: bureau.kazan@legrand.ru

Кемерово

650000 Кемерово,
ул. Карболитовская, 16 А, 4 этаж,
офис № 403
Тел.: (913) 128 22 72
e-mail: bureau.kemerovo@legrand.ru

Краснодар

350049 Краснодар,
ул. Атарбекова, д. 1/1, офис 10
Тел.: (861) 220 09 69
e-mail: bureau.krasnodar@legrand.ru

Красноярск

660135 Красноярск,
ул. Взлетная, дом 57, офис 8
e-mail: bureau.krasnoyarsk@legrand.ru

Нижний Новгород

603000 Нижний Новгород,
ул. М. Горького, д. 117, Бизнес-Центр,
офис 602
Тел./факс: (831) 278 57 06 / 08
e-mail: bureau.nnov@legrand.ru

Новосибирск

630007 Новосибирск,
ул. Советская, д. 5, блок А, офис 406
Тел./факс: (383) 289 06 89
e-mail: bureau.novosib@legrand.ru

Омск

644043 Омск,
ул. Кемеровская, д. 9, офис 106
Тел./факс: (3812) 24 77 53
e-mail: bureau.omsk@legrand.ru

Пермь

614000 Пермь,
ул. Максима Горького, д. 34, офис 416
тел./факс: +7(342) 249-30-63
e-mail: bureau.perm@legrand.ru

Ростов-на-Дону

344000 Ростов-на-Дону
пр. Буденновский, д. 60
Тел./факс: (863) 268 86 89
e-mail: bureau.rostov@legrand.ru

Самара

443011 Самара,
ул. Советской Армии, д. 240Б
Тел./факс: (846) 276 76 63, 372 52 03
e-mail: bureau.samara@legrand.ru

Санкт-Петербург

197110 Санкт-Петербург,
ул. Барочная, д. 10, корп. 1,
офис «Legrand»
Тел./факс: (812) 336 86 76
e-mail: bureau.stpet@legrand.ru

Саратов

410028 Саратов,
ул. Провиантская, д. 10А
Тел./факс: (8452) 22 71 94
e-mail: bureau.saratov@legrand.ru

Сочи

354000 Сочи,
пер. Виноградный д. 2А, офис 5
Тел.: (918) 105 06 36
e-mail: bureau.sochi@legrand.ru

Уфа

450000 Уфа,
ул. Кирова, д. 1, офис 205
Тел./факс: (3472) 72 56 89
e-mail: bureau.ufa@legrand.ru

Хабаровск

880030 Хабаровск,
ул. Павловича, д. 13А,
офис «Legrand»
Тел.: (4212) 41 13 40
e-mail: bureau.khab@legrand.ru

Челябинск

454091 Челябинск,
ул. Елькина, д. 45а, офис 1301
Тел./факс: (351) 247 50 94
e-mail: bureau.chelyabinsk@legrand.ru

АЗЕРБАЙДЖАН

Баку

AZ 1072 Баку,
ул. Короглу Рахимова, д. 13а,
офис «Legrand»
Тел.: (994 50) 225 88 10
e-mail: bureau.baku@legrandelectric.com

БЕЛАРУСЬ

Минск

220036 Минск,
Домашевский переулок, д. 9,
подъезд 2, офис 4
Тел.: (375) 17 205 04 78
Факс: (375) 17 205 04 79
e-mail: bureau.minsk@legrandelectric.com

КАЗАХСТАН

Алматы

050026 Алматы, ул. Ауэзова, д. 14А,
БЦ «Берекет», 15-ый этаж
Тел./факс: (727) 323 65 20
e-mail: bureau.almaty@legrandelectric.com

Астана

01000 Астана, пр. Абая, д. 47,
«Ramada Plaza», офис 729
Тел.: (7172) 57 15 51/52/53
Факс: (7172) 32 52 01
e-mail: bureau.astana@legrandelectric.com

Атырау

060011 Атырау,
ул. Байтурсынова, д. 47-А, офис 207
Тел./факс: (7122) 27 15 36
e-mail: bureau.atyrau@legrandelectric.com

УЗБЕКИСТАН

Ташкент

100070 Ташкент,
ул. Шота Руставели, стр. 41, офис 509
Тел.: (998 71) 148 09 48, 148 09 49, 238 99 48
Факс: (998 71) 148 09 47, 238 99 47
e-mail: bureau.tashkent@legrandelectric.com

УКРАИНА

Киев

04080 Киев,
ул. Туровская, д. 31
Тел./факс: (38) 044 494 00 10
Тел./факс: (38) 044 490 67 56
e-mail: office.kiev@legrand.ua

Представительство в России

ООО «Фирэлк»

107023 Москва,
ул. Малая Семеновская, д. 9, стр. 12
Тел.: +7 495 660 75 50 / 60
Факс: +7 495 660 75 61
www.cablofil.ru

CABLOFIL®
INNOVATORS IN CABLE MANAGEMENT
www.cablofil.com